

F.No. 11037/01/2024-AIS-III
Government of India
Ministry of Personnel, Public Grievances and Pensions
Department of Personnel & Training

North Block, New Delhi-110001
Dated 25th April, 2024

To,

The Chief Secretaries of States / UTs

Subject: Fixation of inter-se-seniority of the IAS probationers of 2021 batch (Provisional) – reg.

Sir / Madam,


I am directed to forward herewith a copy of inter-se-seniority list (Provisional) of 177 IAS Probationers of 2021 batch. The inter-se-seniority has been fixed on the basis of the marks obtained by the probationers in Civil Services Examination, 2020 and their Assessment in the Academy and in the State, in accordance with Rule 10(1) of the Indian Administrative service (Probation) Rules, 1954.

2. There were 179 IAS trainee officers belonging to 2021 batch. However, the inter-se-seniority of 02 probationers could not be taken into account as they have not completed requisite training alongwith their batch mates.

3. In view of the above, it is requested that the inter-se-seniority list (Provisional) of RR IAS officers of 2021 batch may kindly be circulated amongst the concerned members of the Service. While every care has been taken to ensure accuracy in fixation of seniority, discrepancy, if any, may kindly be brought to the notice of this Department for necessary action within 1 month from issue of this letter.

Encl:- As above.

Yours faithfully,



(Kavita Chauhan)

Under Secretary (AIS-III)
Tele: 011-23093479

Copy to:-

The Director, LBSNAA,
Mussorie-248179,
Uttarakhand.


For information w.r.t LBSNAA's letter of even number dated 22.12.2023.


o/c
किया/ISSUE

Government of India
Ministry of Personnel, Public Grievances & Pensions
Department of Personnel & Training
Final Marks and All India Inter-Se-Seniority of IAS Probationers of 2021 Batch (Provisional)
According to Rank -wise Merit List

Statement 'A'

Sl.No	Name of Officer Trainee	Cadre	FC Written	FC Assessment	Phase-I written	Phase-I Assessment	Phase-II District Training	Phase-II Assessment	UPSC Marks	Total	Final Rank
	Maximum Marks		150	172.5	300	200	200	177.5	2025	3225	
1	Ankita Jain	Uttar Pradesh	120.43	151.98	227.71	188.59	175.67	152.9	1051.00	2068.28	1
2	Shubham Kumar	Bihar	113.17	152.37	233.26	175.16	173.90	151.63	1054.00	2053.49	2
3	Meera K	Kerala	118.28	144.50	220.27	177.62	175.86	157.2	1041.00	2034.73	3
4	Jubin Mohapatra	Karnataka	121.89	148.41	235.14	185.39	175.49	167.9	998.00	2032.22	4
5	Divya Mishra	Uttar Pradesh	113.51	155.36	232.10	183.79	173.97	159.9	1008.00	2026.63	5
6	Jagrati Awasthi	Uttar Pradesh	116.65	143.42	218.56	176.73	161.44	153.5	1052.00	2022.30	6
7	Mithun Premraj	Kerala	122.46	155.37	234.73	178.02	167.13	140.05	1024.00	2021.76	7
8	Jivani Kartik Nagjibhai	Gujarat	122.51	128.04	248.08	156.74	180.33	145.50	1040.00	2021.20	8
9	Aparna M B	Punjab	122.60	149.28	236.61	182.89	180.90	151.50	994.00	2017.78	9
10	Vaishali Jain	Madhya Pradesh	117.15	145.93	235.62	177.49	172.10	153.25	1012.00	2013.54	10
11	Shailja Pandey	Bihar	116.00	143.48	251.46	188.60	175.33	144.38	994.00	2013.25	11
12	Prakhar Kumar Singh	Uttar Pradesh	121.21	145.24	246.34	179.10	166.70	146.50	1007.00	2012.09	12
13	Devayani	Maharashtra	120.24	147.53	239.26	165.45	162.87	151.25	1024.00	2010.60	13
14	Ananth Dwivedi	AGMUT	121.31	152.88	241.61	174.07	170.50	141.69	1002.00	2004.06	14
15	Abhishek Shukla	West Bengal	120.72	153.89	248.00	181.58	156.76	143.70	998.00	2002.65	15
16	Yash Jaluka	Haryana	122.42	127.79	243.16	162.52	157.53	140.00	1046.00	1999.42	16
17	Simrandeep Singh	Punjab	115.10	145.48	222.74	185.05	170.87	155.30	1004.00	1998.54	17
18	Utkarsh Kumar	Jharkhand	111.32	156.61	227.81	175.87	169.27	156.13	996.00	1993.01	18
19	Ria Dabi	Rajasthan	114.55	140.75	218.24	173.17	180.46	141.25	1021.00	1989.42	19
20	Gaurav Budania	Rajasthan	109.34	129.10	231.10	181.87	166.80	147.50	1023.00	1988.71	20
21	Shivakshi Dixit	Bihar	118.29	140.19	244.04	176.24	175.27	139.98	993.00	1987.01	21
22	Ishant Jaswal	Himachal Pradesh	120.85	142.17	233.10	172.98	176.33	151.20	990.00	1986.63	22
23	Nitesh Kumar Jain	Punjab	114.93	142.24	219.29	179.75	173.10	145.25	1011.00	1985.56	23
24	Narayana Sarma V S	Tamil Nadu	114.56	147.52	235.30	173.35	167.23	140.00	1004.00	1981.96	24
25	Ashish Kumar Mishra	Uttarakhand	110.22	138.54	232.48	176.38	174.83	152.40	997.00	1981.85	25


(Kavita Chauhan)

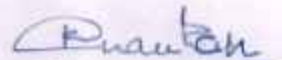
Under Secretary to Govt. of India

Sl.No	Name of Officer Trainee	Cadre	FC Written	FC Assessment	Phase-I written	Phase-I Assessment	Phase-II District Training	Phase-II Assessment	UPSC Marks	Total	Final Rank
	Maximum Marks		150	172.5	300	200	200	177.5	2025	3225	
26	Mamta Yadav	AGMUT	109.71	117.54	230.98	171.90	158.45	150.00	1042.00	1980.58	26
27	Narwade Vinayak Karbhari	Karnataka	114.23	154.40	221.53	177.57	151.95	156.00	1003.00	1978.68	27
28	Parikshit Thoudam	Assam Meghalaya	117.04	145.89	219.61	179.36	176.00	143.10	995.00	1976.00	28
29	Krishan Kumar Singh	Uttar Pradesh	120.02	133.98	236.52	179.43	151.23	144.45	1010.00	1975.63	29
30	Himanshu Gupta	Uttar Pradesh	116.20	142.99	243.90	183.77	166.44	149.25	971.00	1973.55	30
31	Karishma Nair	Maharashtra	113.77	137.44	221.13	177.08	155.86	146.69	1021.00	1972.97	31
32	Archana Kumari	Madhya Pradesh	115.97	129.96	244.13	169.50	172.50	159.00	981.00	1972.06	32
33	Varuna Agrawal	Uttarakhand	125.63	132.78	234.25	168.77	168.96	138.00	1003.00	1971.39	33
34	Prakhar Jain	Andhra Pradesh	116.61	138.14	239.34	174.40	164.54	147.00	986.00	1966.03	34
35	Sarthak Agrawal	Uttar Pradesh	120.48	124.70	241.54	159.23	158.97	143.38	1017.00	1965.30	35
36	Arth Jain	Madhya Pradesh	121.54	127.08	217.60	166.22	167.57	143.00	1021.00	1964.01	36
37	Akshita Gupta	Punjab	112.03	135.64	219.09	177.19	175.40	152.50	992.00	1963.85	37
38	Vasu Jain	Chhattisgarh	119.95	150.64	223.64	168.52	171.90	135.85	992.00	1962.50	38
39	Nisha.	Bihar	117.74	143.64	228.49	170.32	166.67	136.85	997.00	1960.71	39
40	Sonu Bhatt	Haryana	113.58	139.24	232.46	179.78	171.30	138.00	984.00	1958.36	40
41	Apurva Tripathi	Bihar	113.38	140.55	213.43	171.17	177.74	149.25	992.00	1957.52	41
42	Daljeet Kumar	Karnataka	119.75	142.00	235.19	178.94	154.40	148.00	979.00	1957.28	42
43	Vinayak Chamadia	AGMUT	108.84	126.21	238.07	170.31	164.37	150.75	998.00	1956.55	43
44	Mohammad Aaquib	AGMUT	118.40	140.91	234.71	177.38	167.30	155.25	962.00	1955.95	44
45	Anisha Shrivastav	AGMUT	112.23	137.38	229.91	172.33	167.73	144.25	992.00	1955.83	45
46	Radhika Gupta	Telangana	101.82	132.99	210.70	167.44	169.47	156.35	1017.00	1955.77	46
47	Pooja Gupta	Uttar Pradesh	116.20	136.86	238.71	168.97	147.58	144.50	1001.00	1953.82	47
48	Satyam Gandhi	Maharashtra	111.36	130.63	227.88	147.78	159.76	148.00	1028.00	1953.41	48
49	Pratik Chandrashekhar Juikar	Rajasthan	116.61	145.34	225.46	176.02	168.66	154.01	966.00	1952.10	49
50	Ponmani N	Tamil Nadu	119.82	139.53	233.39	177.77	170.53	141.00	970.00	1952.04	50
51	Shahid Ahmed	Uttar Pradesh	118.41	143.57	240.52	181.63	155.37	136.75	975.00	1951.25	51
52	Sunil	Gujarat	114.38	149.84	232.25	175.77	180.22	143.60	955.00	1951.06	52
53	Anchu Wilson	Gujarat	117.23	148.22	222.96	173.10	175.43	143.25	969.00	1949.19	53
54	Kriti Chachra	Assam Meghalaya	119.85	138.71	218.40	176.93	173.37	135.25	986.00	1948.51	54
55	Surya Pratap Singh	Bihar	114.99	145.12	219.39	186.28	177.93	150.63	954.00	1948.34	55
56	Kanishka	Karnataka	113.80	113.46	243.37	167.75	165.44	143.00	1001.00	1947.82	56
57	Dheenah Dastageer	Odisha	106.19	146.85	210.05	176.87	167.70	144.50	994.00	1946.16	57


(Kavita Chauhan)

Under Secretary to Govt. of India

Sl.No	Name of Officer Trainee	Cadre	FC Written	FC Assessment	Phase-I written	Phase-I Assessment	Phase-II District Training	Phase-II Assessment	UPSC Marks	Total	Final Rank
	Maximum Marks		150	172.5	300	200	200	177.5	2025	3225	
58	Catherine Saranya A	Tamil Nadu	108.94	138.55	224.22	171.18	170.53	162.70	969.00	1945.12	58
59	Jayant Nahata	Chhattisgarh	118.91	126.25	230.55	160.22	161.53	150.92	995.00	1943.38	59
60	Mrunalee Avinash Joshi	Uttar Pradesh	109.99	143.89	205.92	179.88	141.04	157.75	1003.00	1941.47	60
61	Praveen Kumar	Bihar	109.39	89.07	237.47	158.68	163.74	141.63	1041.00	1940.98	61
62	Kalpesh Kumar Sharma	Gujarat	111.51	128.88	224.26	167.66	178.47	137.00	991.00	1938.78	62
63	Sumit Kumar Pandey	Tripura	116.75	149.98	220.54	179.46	173.98	152.80	945.00	1938.51	63
64	Pallavi Verma	Tamil Nadu	110.76	144.79	226.90	182.38	174.10	155.00	944.00	1937.93	64
65	Srijan Varma	Madhya Pradesh	114.27	131.51	234.89	173.85	158.40	122.00	1003.00	1937.92	65
66	Rahul Dev Boora	AGMUT	109.71	138.54	220.80	181.11	159.16	135.25	990.00	1934.57	66
67	Vijay Wardhan	Himachal Pradesh	120.64	125.79	237.28	183.94	165.54	150.50	950.00	1933.69	67
68	Priyanga R A	Tamil Nadu	105.39	143.15	227.68	181.66	159.53	147.25	965.00	1929.66	68
69	Vispute Shrikant Yashvant	Jharkhand	113.20	146.24	211.52	179.75	173.53	160.03	945.00	1929.27	69
70	Rahul Meena	Andhra Pradesh	122.50	149.33	232.28	181.44	179.90	143.50	920.00	1928.95	70
71	Subhankar Bala	West Bengal	111.85	137.16	219.51	176.21	147.08	146.90	990.00	1928.71	71
72	Pranav Vijayvergiya	Gujarat	109.32	121.12	225.44	155.68	176.66	147.00	993.00	1928.22	72
73	Saloni Verma	Assam Meghalaya	107.41	131.26	216.24	171.51	169.57	140.94	991.00	1927.93	73
74	Krati Raj	Uttar Pradesh	115.42	146.15	220.51	178.56	162.34	122.50	982.00	1927.48	74
75	Sumit Kumar Singh	Assam Meghalaya	111.46	141.75	222.01	182.66	168.90	143.30	957.00	1927.08	75
76	Jayant Singh Rathore	Gujarat	113.59	122.47	211.74	167.48	174.20	142.10	995.00	1926.58	76
77	Harshika Singh	Uttar Pradesh	117.20	127.71	227.35	177.61	156.69	149.63	967.00	1923.19	77
78	Rehan Khatri	Odisha	114.31	143.38	237.82	180.54	174.98	150.50	921.00	1922.53	78
79	Sunny Raj	Jharkhand	118.04	146.28	236.21	183.89	174.97	145.50	917.00	1921.89	79
80	T Prateek Rao	Madhya Pradesh	116.00	145.02	238.04	175.54	170.20	153.00	923.00	1920.80	80
81	Shreya Singhal	Assam Meghalaya	112.03	136.11	225.95	179.17	165.73	134.68	966.00	1919.67	81
82	Jagat Sai Rallapalli	Uttar Pradesh	113.41	144.76	199.11	168.84	138.47	149.75	1004.00	1918.34	82
83	Nisha	Haryana	104.87	155.36	219.55	172.60	165.20	135.50	965.00	1918.08	83
84	Ahinsa Jain	West Bengal	110.41	134.07	223.43	157.83	158.03	137.75	996.00	1917.52	84
85	Yatish R	Karnataka	116.73	125.98	221.84	174.38	157.69	140.00	979.00	1915.62	85
86	Shubham Maurya	West Bengal	116.83	131.08	220.31	177.59	167.20	145.00	956.00	1914.01	86
87	Nitish Rajora	AGMUT	117.04	126.90	221.57	179.79	161.64	154.50	952.00	1913.44	87
88	Srishti Singh	Assam Meghalaya	106.63	115.82	213.69	171.45	173.27	141.00	990.00	1911.86	88



(Kavita Chauhan)

Under Secretary to Govt. of India

Sl.No	Name of Officer Trainee	Cadre	FC Written	FC Assessment	Phase-I written	Phase-I Assessment	Phase-II District Training	Phase-II Assessment	UPSC Marks	Total	Final Rank
	Maximum Marks		150	172.5	300	200	200	177.5	2025	3225	
89	Md Haris Sumair	Karnataka	116.17	146.67	223.39	171.21	157.25	145.00	952.00	1911.69	89
90	Srija P	Telangana	110.13	129.00	186.43	162.52	169.50	138.25	1015.00	1910.83	90
91	Kavali Meghana	Maharashtra	113.46	109.89	220.74	167.82	157.68	150.65	989.00	1909.24	91
92	Akash Choudhary	Bihar	114.17	127.89	214.07	179.22	178.60	145.75	947.00	1906.70	92
93	Avhad Nivrutti Somnath	Rajasthan	109.51	137.08	214.41	167.41	167.93	142.13	968.00	1906.47	93
94	P Gouthami	Telangana	104.81	133.44	231.78	159.46	171.16	156.00	948.00	1904.65	94
95	Dhruv Khadia	Uttar Pradesh	115.90	135.98	208.89	168.09	159.83	124.50	991.00	1904.19	95
96	Abhilasha Kour	Tamil Nadu	106.33	142.63	219.22	178.67	172.17	135.00	950.00	1904.02	96
97	Dhiman Chakma	Odisha	120.18	155.19	231.47	176.33	152.97	147.63	920.00	1903.77	97
98	Himani Meena	AGMUT	108.28	137.99	223.79	172.18	165.73	149.45	946.00	1903.42	98
99	Vidhu Shekhar	West Bengal	110.17	137.46	221.73	168.63	142.70	126.00	996.00	1902.69	99
100	Shiv Narayan Sharma	Andhra Pradesh	114.71	129.88	226.30	148.98	172.20	152.25	958.00	1902.32	100
101	Riya Singh	Jharkhand	113.91	135.82	245.46	177.88	162.30	149.30	916.00	1900.67	101
102	Arvind Kumar Shah	Madhya Pradesh	114.22	127.29	222.37	155.65	160.30	142.35	977.00	1899.18	102
103	Suhas Laxman Gade	Maharashtra	111.90	145.84	214.14	172.59	159.37	152.90	942.00	1898.74	103
104	Aparna Ramesh	Karnataka	118.09	123.01	201.22	171.60	158.71	122.00	1004.00	1898.63	104
105	Gobbilla Vidyadhari	Andhra Pradesh	111.69	132.19	225.18	161.03	166.96	141.50	960.00	1898.55	105
106	Faizan Ahmed	Telangana	112.14	124.89	192.58	161.60	175.50	136.40	995.00	1898.11	106
107	Priya Yadav	West Bengal	119.63	136.25	238.13	158.10	156.56	136.10	951.00	1895.77	107
108	Rakesh Kumar	AGMUT	114.26	135.49	221.51	166.87	152.40	134.25	969.00	1893.78	108
109	Abhishek Saini	Assam Meghalaya	119.96	126.40	231.91	163.11	172.54	132.75	946.00	1892.67	109
110	Y Megha Swaroop	Andhra Pradesh	115.19	114.13	218.92	152.24	152.27	134.25	1005.00	1892.00	110
111	Vivek Arya	Haryana	107.95	131.69	213.46	164.85	158.63	140.06	975.00	1891.64	111
112	Arpit Jain	Tamil Nadu	113.12	133.78	220.51	154.99	160.54	156.00	951.00	1889.94	112
113	Sanchit Gangwar	Telangana	120.86	134.21	239.07	134.16	162.57	140.75	958.00	1889.62	113
114	Soma Sekhar Apparao Kotaru	AGMUT	109.40	113.11	233.84	176.78	157.60	139.50	959.00	1889.23	114
115	Himanshu Nigam	AGMUT	112.26	122.60	237.61	163.69	161.83	152.75	937.00	1887.74	115
116	Bharat Singh	West Bengal	119.68	137.26	222.09	170.17	149.23	156.80	930.00	1885.23	116
117	Mahima Madan	AGMUT	121.19	144.33	232.32	175.30	171.54	133.75	905.00	1883.43	117
118	Kandarkar Kamalkishor Deshbhus	Uttar Pradesh	106.58	142.60	193.98	176.26	156.14	135.50	972.00	1883.06	118
119	Md Manzar Hussain Anjum	West Bengal	110.33	119.99	219.89	174.60	146.64	134.63	976.00	1882.08	119



(Kavita Chauhan)

Under Secretary to Govt. of India

Sl.No	Name of Officer Trainee	Cadre	FC Written	FC Assessment	Phase-I written	Phase-I Assessment	Phase-II District Training	Phase-II Assessment	UPSC Marks	Total	Final Rank
Maximum Marks			150	172.5	300	200	200	177.5	2025	3225	
120	Rinku Lather	Tripura	116.95	123.83	221.40	165.32	153.64	146.75	954.00	1881.89	120
121	Kunal Yadav	Tamil Nadu	109.00	128.32	191.23	166.80	176.76	140.10	965.00	1877.21	121
122	Shivendra Pratap	Telangana	112.72	131.85	230.55	159.46	173.36	140.00	926.00	1873.94	122
123	Waikhom Nydia Devi	AGMUT	114.21	139.32	196.62	162.63	163.12	132.95	965.00	1873.85	123
124	Shashwat Tripurari	Uttar Pradesh	105.77	111.23	218.83	141.68	151.20	127.75	1017.00	1873.46	124
125	Megha Jain	Tripura	111.86	136.28	217.93	167.10	156.04	142.50	941.00	1872.71	125
126	Ashutosh Shrivastava	Andhra Pradesh	112.55	126.22	224.18	133.52	165.47	152.40	958.00	1872.34	126
127	Salunkhe Gaurav Ravindra	Rajasthan	111.64	134.58	214.35	164.91	151.60	129.25	965.00	1871.33	127
128	Rashmi Rani	Tamil Nadu	103.15	139.06	210.83	174.81	174.90	145.50	923.00	1871.25	128
129	Vivek Pankaj	West Bengal	115.88	138.16	215.08	182.59	157.20	138.50	923.00	1870.41	129
130	Divyanshu Choudhary	Madhya Pradesh	110.51	100.63	219.69	137.91	163.76	130.25	1006.00	1868.75	130
131	Saurabh Yadav	Manipur	113.10	134.19	221.41	161.46	163.04	132.50	943.00	1868.70	131
132	Rina Pradhan	Odisha	110.75	119.47	217.06	156.46	165.40	135.85	963.00	1867.99	132
133	Girdhari Lal Meena	Sikkim	100.06	136.85	211.34	175.73	163.75	145.85	934.00	1867.58	133
134	Mahamuni Vinayak Prakashrao	Maharashtra	105.40	126.44	204.66	168.88	149.27	127.91	985.00	1867.56	134
135	Netra Meti	Himachal Pradesh	104.89	132.88	210.51	170.52	166.37	136.00	946.00	1867.17	135
136	Patil Anand Ashok	Gujarat	102.09	143.13	200.43	165.00	172.00	136.75	946.00	1865.40	136
137	Om Prakash Gupta	Jharkhand	112.18	119.34	222.07	164.84	173.94	127.63	945.00	1865.00	137
138	Romil Singh Donk	AGMUT	111.18	114.24	209.45	167.45	169.23	124.00	967.00	1862.55	138
139	Kirandeep Kaur Sahota	Odisha	117.51	96.99	238.33	166.29	160.20	138.00	945.00	1862.32	139
140	Misal Sagar Bharat	Kerala	105.19	129.86	209.82	167.13	170.46	137.70	942.00	1862.16	140
141	Prathamesh Arvind Rajeshirke	Odisha	112.52	117.30	210.26	173.38	147.47	143.30	956.00	1860.23	141
142	Rahul Kumar Meena	Maharashtra	112.57	116.66	233.85	166.68	159.07	145.25	926.00	1860.08	142
143	Ravi Kumar	Rajasthan	103.18	110.78	214.16	157.90	145.40	137.25	989.00	1857.67	143
144	Devendra Prakash Meena	Gujarat	108.32	123.23	206.54	175.03	164.87	157.50	922.00	1857.49	144
145	Harshil R Meena	Kerala	116.43	128.09	234.65	147.07	160.54	149.35	917.00	1853.13	145
146	Divyanshu Nigam	Tamil Nadu	115.05	99.41	197.84	137.33	168.57	133.20	1001.00	1852.40	146
147	Pulkit Singh	Maharashtra	110.32	114.99	210.03	133.92	142.63	128.00	1009.00	1848.89	147
148	Gokul S	Tamil Nadu	116.21	110.11	209.49	178.00	159.03	134.00	940.00	1846.84	148
149	Animesh Ranjan	Jharkhand	112.42	141.68	216.09	159.32	169.43	139.75	908.00	1846.69	149


(Kavita Chauhan)

Under Secretary to Govt. of India

Sl.No	Name of Officer Trainee	Cadre	FC Written	FC Assessment	Phase-I written	Phase-I Assessment	Phase-II District Training	Phase-II Assessment	UPSC Marks	Total	Final Rank
	Maximum Marks		150	172.5	300	200	200	177.5	2025	3225	
150	Sanket Balwant Waghe	Tamil Nadu	101.00	111.76	208.43	168.81	165.54	138.00	952.00	1845.54	150
151	Lenin Vatsal Toppo	Telangana	104.42	130.48	209.36	157.88	164.76	140.00	936.00	1842.90	151
152	Minnu P M	Maharashtra	97.90	130.82	192.94	150.81	164.07	134.30	970.00	1840.84	152
153	Sara Ashraf	Bihar	110.12	114.59	202.34	163.93	164.04	136.44	948.00	1839.46	153
154	Sameer Kishan	Kerala	111.31	132.71	208.11	141.70	155.27	145.51	942.00	1836.61	154
155	Saumya Anand	Tamil Nadu	112.50	126.40	228.02	149.29	154.60	146.50	919.00	1836.31	155
156	Shivam Prajapati	Madhya Pradesh	104.92	113.49	202.83	166.69	166.23	151.60	929.00	1834.76	156
157	Ashish Gangwar	Jharkhand	113.69	91.71	206.51	137.61	170.26	148.00	964.00	1831.78	157
158	Jayakrishnan V M	Kerala	105.10	135.02	210.66	167.96	150.62	135.05	925.00	1829.41	158
159	Parmar Pinkeshkumar Lalitkumar	Telangana	116.16	110.70	227.70	145.67	163.40	128.10	937.00	1828.73	159
160	Lakshit Sareen	Haryana	118.71	142.91	204.76	163.58	164.50	139.75	893.00	1827.21	160
161	Rupinder Kaur	Karnataka	103.94	114.40	211.43	155.52	155.49	137.56	948.00	1826.34	161
162	Laxman Tiwari	Chhattisgarh	96.20	107.24	205.60	142.67	155.77	127.38	991.00	1825.86	162
163	Narendra Kumar	Haryana	115.35	98.71	213.60	149.47	166.43	143.50	937.00	1824.06	163
164	Mithun Biswas	West Bengal	112.74	143.73	221.37	167.55	139.76	117.50	920.00	1822.65	164
165	Mansi	Maharashtra	96.90	117.95	209.07	159.29	163.60	152.81	921.00	1820.62	165
166	Anamika	Uttarakhand	104.18	108.72	198.09	160.20	163.67	141.00	942.00	1817.86	166
167	Jay Vikas	Assam Meghalaya	108.63	127.70	219.95	159.65	152.77	123.80	921.00	1813.50	167
168	Aditya Chandrabhan Jiwane	Maharashtra	99.80	122.97	216.89	142.07	156.40	126.00	932.00	1796.13	168
169	Pradeep K	Tripura	101.98	131.94	196.66	135.04	152.63	132.10	944.00	1794.35	169
170	Rajdeep Singh	Punjab	111.98	119.17	209.32	162.08	144.57	127.25	918.00	1792.37	170
171	Tenzin Semkyi Ogen	West Bengal	114.04	120.51	203.44	144.56	130.46	151.23	923.00	1787.24	171
172	Nisha	Gujarat	94.18	101.80	185.35	129.25	161.20	117.60	978.00	1767.38	172
173	Anil Basak	Bihar	102.75	78.69	171.91	129.95	162.87	118.38	1001.00	1765.55	173
174	Ravi Kumar Meena	West Bengal	108.55	116.31	187.55	134.18	146.07	119.30	926.00	1737.96	174
175	Surapati Prasanth Kumar	Andhra Pradesh	95.20	94.04	185.01	137.58	171.70	124.50	918.00	1726.03	175
176	Ranjith D	Kerala	93.11	124.17	192.85	173.68	153.33	147.85	821.00	1705.99	176
177	Vishwajeet Chaudhary	Haryana	102.98	116.90	208.79	162.13	166.97	130.00	465.00	1352.77	177



Government of India
Ministry of Personnel, Public Grievances & Pensions
Department of Personnel & Training
Final Marks and All India Inter-Se-Seniority of IAS Probationers of 2021 Batch (Provisional)
According to Cadre-wise Merit List


Statement 'B'

Sl.No	Name of Officer Trainee	Cadre	FC Written Total	FC Assessment	Phase-I written	Phase-I Assessment	Phase-II District Training	Phase-II Assessment	UPSC Marks	Total	Final Rank
	Maximum Marks		150	172.5	300	200	200	177.5	2025	3225	
1	Ananth Dwivedi	AGMUT	121.31	152.88	241.61	174.07	170.50	141.69	1002.00	2004.06	1
2	Mamta Yadav	AGMUT	109.71	117.54	230.98	171.90	158.45	150.00	1042.00	1980.58	2
3	Vinavak Chamadia	AGMUT	108.84	126.21	238.07	170.31	164.37	150.75	998.00	1956.55	3
4	Mohammad Aaquib	AGMUT	118.40	140.91	234.71	177.38	167.30	155.25	962.00	1955.95	4
5	Anisha Shrivastav	AGMUT	112.23	137.38	229.91	172.33	167.73	144.25	992.00	1955.83	5
6	Rahul Dev Boora	AGMUT	109.71	138.54	220.80	181.11	159.16	135.25	990.00	1934.57	6
7	Nitish Rajora	AGMUT	117.04	126.90	221.57	179.79	161.64	154.50	952.00	1913.44	7
8	Himani Meena	AGMUT	108.28	137.99	223.79	172.18	165.73	149.45	946.00	1903.42	8
9	Rakesh Kumar	AGMUT	114.26	135.49	221.51	166.87	152.40	134.25	969.00	1893.78	9
10	Soma Sekhar Apparao Kotaru	AGMUT	109.40	113.11	233.84	176.78	157.60	139.50	959.00	1889.23	10
11	Himanshu Nigam	AGMUT	112.26	122.60	237.61	163.69	161.83	152.75	937.00	1887.74	11
12	Mahima Madan	AGMUT	121.19	144.33	232.32	175.30	171.54	133.75	905.00	1883.43	12
13	Waikhom Nydia Devi	AGMUT	114.21	139.32	196.62	162.63	163.12	132.95	965.00	1873.85	13
14	Romil Singh Donk	AGMUT	111.18	114.24	209.45	167.45	169.23	124.00	967.00	1862.55	14
15	Prakhar Jain	Andhra Pradesh	116.61	138.14	239.34	174.40	164.54	147.00	986.00	1966.03	1
16	Rahul Meena	Andhra Pradesh	122.50	149.33	232.28	181.44	179.90	143.50	920.00	1928.95	2
17	Shiv Narayan Sharma	Andhra Pradesh	114.71	129.88	226.30	148.98	172.20	152.25	958.00	1902.32	3
18	Gobbilla Vidyadhari	Andhra Pradesh	111.69	132.19	225.18	161.03	166.96	141.50	960.00	1898.55	4
19	Y Megha Swaroop	Andhra Pradesh	115.19	114.13	218.92	152.24	152.27	134.25	1005.00	1892.00	5
20	Ashutosh Shrivastava	Andhra Pradesh	112.55	126.22	224.18	133.52	165.47	152.40	958.00	1872.34	6
21	Surapati Prasanth Kumar	Andhra Pradesh	95.20	94.04	185.01	137.58	171.70	124.50	918.00	1726.03	7
22	Parikshit Thoudam	Assam Meghalaya	117.04	145.89	219.61	179.36	176.00	143.10	995.00	1976.00	1
23	Kriti Chachra	Assam Meghalaya	119.85	138.71	218.40	176.93	173.37	135.25	986.00	1948.51	2
24	Saloni Verma	Assam Meghalaya	107.41	131.26	216.24	171.51	169.57	140.94	991.00	1927.93	3
25	Sumit Kumar Singh	Assam Meghalaya	111.46	141.75	222.01	182.66	168.90	143.30	957.00	1927.08	4

Kavita Chauhan
(Kavita Chauhan)

Under Secretary to Govt. of India

Sl.No	Name of Officer Trainee	Cadre	FC Written Total	FC Assessment	Phase-I written	Phase-I Assessment	Phase-II District Training	Phase-II Assessment	UPSC Marks	Total	Final Rank
	Maximum Marks		150	172.5	300	200	200	177.5	2025	3225	
26	Shreya Singhal	Assam Meghalaya	112.03	136.11	225.95	179.17	165.73	134.68	966.00	1919.67	5
27	Srishti Singh	Assam Meghalaya	106.63	115.82	213.69	171.45	173.27	141.00	990.00	1911.86	6
28	Abhishek Saini	Assam Meghalaya	119.96	126.40	231.91	163.11	172.54	132.75	946.00	1892.67	7
29	Jay Vikas	Assam Meghalaya	108.63	127.70	219.95	159.65	152.77	123.80	921.00	1813.50	8
30	Shubham Kumar	Bihar	113.17	152.37	233.26	175.16	173.90	151.63	1054.00	2053.49	1
31	Shailja Pandey	Bihar	116.00	143.48	251.46	188.60	175.33	144.38	994.00	2013.25	2
32	Shivakshi Dixit	Bihar	118.29	140.19	244.04	176.24	175.27	139.98	993.00	1987.01	3
33	Nisha	Bihar	117.74	143.64	228.49	170.32	166.67	136.85	997.00	1960.71	4
34	Apurva Tripathi	Bihar	113.38	140.55	213.43	171.17	177.74	149.25	992.00	1957.52	5
35	Surva Pratap Singh	Bihar	114.99	145.12	219.39	186.28	177.93	150.63	954.00	1948.34	6
36	Praveen Kumar	Bihar	109.39	89.07	237.47	158.68	163.74	141.63	1041.00	1940.98	7
37	Akash Choudhary	Bihar	114.17	127.89	214.07	179.22	178.60	145.75	947.00	1906.70	8
38	Sara Ashraf	Bihar	110.12	114.59	202.34	163.93	164.04	136.44	948.00	1839.46	9
39	Anil Basak	Bihar	102.75	78.69	171.91	129.95	162.87	118.38	1001.00	1765.55	10
40	Vasu Jain	Chhattisgarh	119.95	150.64	223.64	168.52	171.90	135.85	992.00	1962.50	1
41	Javant Nahata	Chhattisgarh	118.91	126.25	230.55	160.22	161.53	150.92	995.00	1943.38	2
42	Laxman Tiwari	Chhattisgarh	96.20	107.24	205.60	142.67	155.77	127.38	991.00	1825.86	3
43	Jivani Kartik Nagjibhai	Gujarat	122.51	128.04	248.08	156.74	180.33	145.50	1040.00	2021.20	1
44	Sunil	Gujarat	114.38	149.84	232.25	175.77	180.22	143.60	955.00	1951.06	2
45	Anchu Wilson	Gujarat	117.23	148.22	222.96	173.10	175.43	143.25	969.00	1949.19	3
46	Kalpesh Kumar Sharma	Gujarat	111.51	128.88	224.26	167.66	178.47	137.00	991.00	1938.78	4
47	Pranav Vijayvergiya	Gujarat	109.32	121.12	225.44	155.68	176.66	147.00	993.00	1928.22	5
48	Javant Singh Rathore	Gujarat	113.59	122.47	211.74	167.48	174.20	142.10	995.00	1926.58	6
49	Patil Anand Ashok	Gujarat	102.09	143.13	200.43	165.00	172.00	136.75	946.00	1865.40	7
50	Devendra Prakash Meena	Gujarat	108.32	123.23	206.54	175.03	164.87	157.50	922.00	1857.49	8
51	Nisha	Gujarat	94.18	101.80	185.35	129.25	161.20	117.60	978.00	1767.38	9
52	Yash Jaluka	Haryana	122.42	127.79	243.16	162.52	157.53	140.00	1046.00	1999.42	1
53	Sonu Bhatt	Haryana	113.58	139.24	232.46	179.78	171.30	138.00	984.00	1958.36	2
54	Nisha	Haryana	104.87	155.36	219.55	172.60	165.20	135.50	965.00	1918.08	3
55	Vivek Arva	Haryana	107.95	131.69	213.46	164.85	158.63	140.06	975.00	1891.64	4
56	Lakshit Sareen	Haryana	118.71	142.91	204.76	163.58	164.50	139.75	893.00	1827.21	5
57	Narendra Kumar	Haryana	115.35	98.71	213.60	149.47	166.43	143.50	937.00	1824.06	6


(Kavita Chauhan)

Under Secretary to Govt. of India

Sl.No	Name of Officer Trainee	Cadre	FC Written Total	FC Assessment	Phase-I written	Phase-I Assessment	Phase-II District Training	Phase-II Assessment	UPSC Marks	Total	Final Rank
	Maximum Marks		150	172.5	300	200	200	177.5	2025	3225	
58	Vishwajeet Chaudhary	Harvana	102.98	116.90	208.79	162.13	166.97	130.00	465.00	1352.77	7
59	Ishant Jaswal	Himachal Pradesh	120.85	142.17	233.10	172.98	176.33	151.20	990.00	1986.63	1
60	Vijay Wardhan	Himachal Pradesh	120.64	125.79	237.28	183.94	165.54	150.50	950.00	1933.69	2
61	Netra Meti	Himachal Pradesh	104.89	132.88	210.51	170.52	166.37	136.00	946.00	1867.17	3
62	Utkarsh Kumar	Jharkhand	111.32	156.61	227.81	175.87	169.27	156.13	996.00	1993.01	1
63	Vispute Shrikant Yashvant	Jharkhand	113.20	146.24	211.52	179.75	173.53	160.03	945.00	1929.27	2
64	Sunny Raj	Jharkhand	118.04	146.28	236.21	183.89	174.97	145.50	917.00	1921.89	3
65	Riva Singh	Jharkhand	113.91	135.82	245.46	177.88	162.30	149.30	916.00	1900.67	4
66	Om Prakash Gupta	Jharkhand	112.18	119.34	222.07	164.84	173.94	127.63	945.00	1865.00	5
67	Animesh Ranjan	Jharkhand	112.42	141.68	216.09	159.32	169.43	139.75	908.00	1846.69	6
68	Ashish Gangwar	Jharkhand	113.69	91.71	206.51	137.61	170.26	148.00	964.00	1831.78	7
69	Jubin Mohapatra	Karnataka	121.89	148.41	235.14	185.39	175.49	167.90	998.00	2032.22	1
70	Narwade Vinayak Karbhari	Karnataka	114.23	154.40	221.53	177.57	151.95	156.00	1003.00	1978.68	2
71	Daljeet Kumar	Karnataka	119.75	142.00	235.19	178.94	154.40	148.00	979.00	1957.28	3
72	Kanishka	Karnataka	113.80	113.46	243.37	167.75	165.44	143.00	1001.00	1947.82	4
73	Yatish R	Karnataka	116.73	125.98	221.84	174.38	157.69	140.00	979.00	1915.62	5
74	Md Haris Sumair	Karnataka	116.17	146.67	223.39	171.21	157.25	145.00	952.00	1911.69	6
75	Aparna Ramesh	Karnataka	118.09	123.01	201.22	171.60	158.71	122.00	1004.00	1898.63	7
76	Rupinder Kaur	Karnataka	103.94	114.40	211.43	155.52	155.49	137.56	948.00	1826.34	8
77	Meera K	Kerala	118.28	144.50	220.27	177.62	175.86	157.20	1041.00	2034.73	1
78	Mithun Premraj	Kerala	122.46	155.37	234.73	178.02	167.13	140.05	1024.00	2021.76	2
79	Misal Sagar Bharat	Kerala	105.19	129.86	209.82	167.13	170.46	137.70	942.00	1862.16	3
80	Harshil R Meena	Kerala	116.43	128.09	234.65	147.07	160.54	149.35	917.00	1853.13	4
81	Sameer Kishan	Kerala	111.31	132.71	208.11	141.70	155.27	145.51	942.00	1836.61	5
82	Jayakrishnan V M	Kerala	105.10	135.02	210.66	167.96	150.62	135.05	925.00	1829.41	6
83	Ranjith D	Kerala	93.11	124.17	192.85	173.68	153.33	147.85	821.00	1705.99	7
84	Vaishali Jain	Madhya Pradesh	117.15	145.93	235.62	177.49	172.10	153.25	1012.00	2013.54	1
85	Archana Kumari	Madhya Pradesh	115.97	129.96	244.13	169.50	172.50	159.00	981.00	1972.06	2
86	Arth Jain	Madhya Pradesh	121.54	127.08	217.60	166.22	167.57	143.00	1021.00	1964.01	3
87	Srijan Varma	Madhya Pradesh	114.27	131.51	234.89	173.85	158.40	122.00	1003.00	1937.92	4
88	T Prateek Rao	Madhya Pradesh	116.00	145.02	238.04	175.54	170.20	153.00	923.00	1920.80	5
89	Arvind Kumar Shah	Madhya Pradesh	114.22	127.29	222.37	155.65	160.30	142.35	977.00	1899.18	6


Kavita Chauhan
(Kavita Chauhan)

Sl.No	Name of Officer Trainee	Cadre	FC Written Total	FC Assessment	Phase-I written	Phase-I Assessment	Phase-II District Training	Phase-II Assessment	UPSC Marks	Total	Final Rank
	Maximum Marks		150	172.5	300	200	200	177.5	2025	3225	
90	Divyanshu Choudhary	Madhya Pradesh	110.51	100.63	219.69	137.91	163.76	130.25	1006.00	1868.75	7
91	Shivam Prajapati	Madhya Pradesh	104.92	113.49	202.83	166.69	166.23	151.60	929.00	1834.76	8
92	Devayani	Maharashtra	120.24	147.53	239.26	165.45	162.87	151.25	1024.00	2010.60	1
93	Karishma Nair	Maharashtra	113.77	137.44	221.13	177.08	155.86	146.69	1021.00	1972.97	2
94	Satyam Gandhi	Maharashtra	111.36	130.63	227.88	147.78	159.76	148.00	1028.00	1953.41	3
95	Kavali Meghana	Maharashtra	113.46	109.89	220.74	167.82	157.68	150.65	989.00	1909.24	4
96	Suhas Laxman Gade	Maharashtra	111.90	145.84	214.14	172.59	159.37	152.90	942.00	1898.74	5
97	Mahamuni Vinayak Prakashrao	Maharashtra	105.40	126.44	204.66	168.88	149.27	127.91	985.00	1867.56	6
98	Rahul Kumar Meena	Maharashtra	112.57	116.66	233.85	166.68	159.07	145.25	926.00	1860.08	7
99	Pulkit Singh	Maharashtra	110.32	114.99	210.03	133.92	142.63	128.00	1009.00	1848.89	8
100	Minnu P M	Maharashtra	97.90	130.82	192.94	150.81	164.07	134.30	970.00	1840.84	9
101	Mansi	Maharashtra	96.90	117.95	209.07	159.29	163.60	152.81	921.00	1820.62	10
102	Aditya Chandrabhan Jiwane	Maharashtra	99.80	122.97	216.89	142.07	156.40	126.00	932.00	1796.13	11
103	Saurabh Yadav	Manipur	113.10	134.19	221.41	161.46	163.04	132.50	943.00	1868.70	1
104	Dheenah Dastageer	Odisha	106.19	146.85	210.05	176.87	167.70	144.50	994.00	1946.16	1
105	Rehan Khatri	Odisha	114.31	143.38	237.82	180.54	174.98	150.50	921.00	1922.53	2
106	Dhiman Chakma	Odisha	120.18	155.19	231.47	176.33	152.97	147.63	920.00	1903.77	3
107	Rina Pradhan	Odisha	110.75	119.47	217.06	156.46	165.40	135.85	963.00	1867.99	4
108	Kirandeep Kaur Sahota	Odisha	117.51	96.99	238.33	166.29	160.20	138.00	945.00	1862.32	5
109	Prathamesh Arvind Rajeshirke	Odisha	112.52	117.30	210.26	173.38	147.47	143.30	956.00	1860.23	6
110	Aparna M B	Punjab	122.60	149.28	236.61	182.89	180.90	151.50	994.00	2017.78	1
111	Simrandeep Singh	Punjab	115.10	145.48	222.74	185.05	170.87	155.30	1004.00	1998.54	2
112	Nitesh Kumar Jain	Punjab	114.93	142.24	219.29	179.75	173.10	145.25	1011.00	1985.56	3
113	Akshita Gupta	Punjab	112.03	135.64	219.09	177.19	175.40	152.50	992.00	1963.85	4
114	Raideep Singh	Punjab	111.98	119.17	209.32	162.08	144.57	127.25	918.00	1792.37	5
115	Ria Dabi	Rajasthan	114.55	140.75	218.24	173.17	180.46	141.25	1021.00	1989.42	1
116	Gaurav Budania	Rajasthan	109.34	129.10	231.10	181.87	166.80	147.50	1023.00	1988.71	2
117	Pratik Chandrashekhar Juikar	Rajasthan	116.61	145.34	225.46	176.02	168.66	154.01	966.00	1952.10	3
118	Avhad Nivrutti Somnath	Rajasthan	109.51	137.08	214.41	167.41	167.93	142.13	968.00	1906.47	4
119	Salunkhe Gaurav Ravindra	Rajasthan	111.64	134.58	214.35	164.91	151.60	129.25	965.00	1871.33	5
120	Ravi Kumar	Rajasthan	103.18	110.78	214.16	157.90	145.40	137.25	989.00	1857.67	6
121	Girdhari Lal Meena	Sikkim	100.06	136.85	211.34	175.73	163.75	145.85	934.00	1867.58	1


(Kavita Chauhan)

Under Secretary to Govt. of India

Sl.No	Name of Officer Trainee	Cadre	FC Written Total	FC Assessment	Phase-I written	Phase-I Assessment	Phase-II District Training	Phase-II Assessment	UPSC Marks	Total	Final Rank
	Maximum Marks		150	172.5	300	200	200	177.5	2025	3225	
122	Narayana Sarma V S	Tamil Nadu	114.56	147.52	235.30	173.35	167.23	140.00	1004.00	1981.96	1
123	Ponmani N	Tamil Nadu	119.82	139.53	233.39	177.77	170.53	141.00	970.00	1952.04	2
124	Catherine Saranya A	Tamil Nadu	108.94	138.55	224.22	171.18	170.53	162.70	969.00	1945.12	3
125	Pallavi Verma	Tamil Nadu	110.76	144.79	226.90	182.38	174.10	155.00	944.00	1937.93	4
126	Privanga R A	Tamil Nadu	105.39	143.15	227.68	181.66	159.53	147.25	965.00	1929.66	5
127	Abhilasha Kour	Tamil Nadu	106.33	142.63	219.22	178.67	172.17	135.00	950.00	1904.02	6
128	Arpit Jain	Tamil Nadu	113.12	133.78	220.51	154.99	160.54	156.00	951.00	1889.94	7
129	Kunal Yadav	Tamil Nadu	109.00	128.32	191.23	166.80	176.76	140.10	965.00	1877.21	8
130	Rashmi Rani	Tamil Nadu	103.15	139.06	210.83	174.81	174.90	145.50	923.00	1871.25	9
131	Divvanshu Nigam	Tamil Nadu	115.05	99.41	197.84	137.33	168.57	133.20	1001.00	1852.40	10
132	Gokul S	Tamil Nadu	116.21	110.11	209.49	178.00	159.03	134.00	940.00	1846.84	11
133	Sanket Balwant Waghe	Tamil Nadu	101.00	111.76	208.43	168.81	165.54	138.00	952.00	1845.54	12
134	Saumya Anand	Tamil Nadu	112.50	126.40	228.02	149.29	154.60	146.50	919.00	1836.31	13
135	Radhika Gupta	Telangana	101.82	132.99	210.70	167.44	169.47	156.35	1017.00	1955.77	1
136	Srija P	Telangana	110.13	129.00	186.43	162.52	169.50	138.25	1015.00	1910.83	2
137	P Gouthami	Telangana	104.81	133.44	231.78	159.46	171.16	156.00	948.00	1904.65	3
138	Faizan Ahmed	Telangana	112.14	124.89	192.58	161.60	175.50	136.40	995.00	1898.11	4
139	Sanchit Gangwar	Telangana	120.86	134.21	239.07	134.16	162.57	140.75	958.00	1889.62	5
140	Shivendra Pratap	Telangana	112.72	131.85	230.55	159.46	173.36	140.00	926.00	1873.94	6
141	Lenin Vatsal Toppo	Telangana	104.42	130.48	209.36	157.88	164.76	140.00	936.00	1842.90	7
142	Parmar Pinkeshkumar Lalitkumar	Telangana	116.16	110.70	227.70	145.67	163.40	128.10	937.00	1828.73	8
143	Sumit Kumar Pandey	Tripura	116.75	149.98	220.54	179.46	173.98	152.80	945.00	1938.51	1
144	Rinku Lather	Tripura	116.95	123.83	221.40	165.32	153.64	146.75	954.00	1881.89	2
145	Megha Jain	Tripura	111.86	136.28	217.93	167.10	156.04	142.50	941.00	1872.71	3
146	Pradeep K	Tripura	101.98	131.94	196.66	135.04	152.63	132.10	944.00	1794.35	4
147	Ankita Jain	Uttar Pradesh	120.43	151.98	227.71	188.59	175.67	152.90	1051.00	2068.28	1
148	Divya Mishra	Uttar Pradesh	113.51	155.36	232.10	183.79	173.97	159.90	1008.00	2026.63	2
149	Jagrati Awasthi	Uttar Pradesh	116.65	143.42	218.56	176.73	161.44	153.50	1052.00	2022.30	3
150	Prakhar Kumar Singh	Uttar Pradesh	121.21	145.24	246.34	179.10	166.70	146.50	1007.00	2012.09	4
151	Krishan Kumar Singh	Uttar Pradesh	120.02	133.98	236.52	179.43	151.23	144.45	1010.00	1975.63	5
152	Himanshu Gupta	Uttar Pradesh	116.20	142.99	243.90	183.77	166.44	149.25	971.00	1973.55	6
153	Sarthak Agrawal	Uttar Pradesh	120.48	124.70	241.54	159.23	158.97	143.38	1017.00	1965.30	7


(Kavita Chauhan)

Sl.No	Name of Officer Trainee	Cadre	FC Written Total	FC Assessment	Phase-I written	Phase-I Assessment	Phase-II Distrcit Training	Phase-II Assessment	UPSC Marks	Total	Final Rank
	Maximum Marks		150	172.5	300	200	200	177.5	2025	3225	
154	Pooja Gupta	Uttar Pradesh	116.20	136.86	238.71	168.97	147.58	144.50	1001.00	1953.82	8
155	Shahid Ahmed	Uttar Pradesh	118.41	143.57	240.52	181.63	155.37	136.75	975.00	1951.25	9
156	Mrunalee Avinash Joshi	Uttar Pradesh	109.99	143.89	205.92	179.88	141.04	157.75	1003.00	1941.47	10
157	Krati Raj	Uttar Pradesh	115.42	146.15	220.51	178.56	162.34	122.50	982.00	1927.48	11
158	Harshika Singh	Uttar Pradesh	117.20	127.71	227.35	177.61	156.69	149.63	967.00	1923.19	12
159	Jagat Sai Rullapalli	Uttar Pradesh	113.41	144.76	199.11	168.84	138.47	149.75	1004.00	1918.34	13
160	Dhruv Khadia	Uttar Pradesh	115.90	135.98	208.89	168.09	159.83	124.50	991.00	1904.19	14
161	Kandarkar Kamalkishor Deshbhus	Uttar Pradesh	106.58	142.60	193.98	176.26	156.14	135.50	972.00	1883.06	15
162	Shashwat Tripurari	Uttar Pradesh	105.77	111.23	218.83	141.68	151.20	127.75	1017.00	1873.46	16
163	Ashish Kumar Mishra	Uttarakhand	110.22	138.54	232.48	176.38	174.83	152.40	997.00	1981.85	1
164	Varuna Agrawal	Uttarakhand	125.63	132.78	234.25	168.77	168.96	138.00	1003.00	1971.39	2
165	Anamika	Uttarakhand	104.18	108.72	198.09	160.20	163.67	141.00	942.00	1817.86	3
166	Abhishek Shukla	West Bengal	120.72	153.89	248.00	181.58	156.76	143.70	998.00	2002.65	1
167	Subhankar Bala	West Bengal	111.85	137.16	219.51	176.21	147.08	146.90	990.00	1928.71	2
168	Ahinsa Jain	West Bengal	110.41	134.07	223.43	157.83	158.03	137.75	996.00	1917.52	3
169	Shubham Maurya	West Bengal	116.83	131.08	220.31	177.59	167.20	145.00	956.00	1914.01	4
170	Vidhu Shekhar	West Bengal	110.17	137.46	221.73	168.63	142.70	126.00	996.00	1902.69	5
171	Priva Yadav	West Bengal	119.63	136.25	238.13	158.10	156.56	136.10	951.00	1895.77	6
172	Bharat Singh	West Bengal	119.68	137.26	222.09	170.17	149.23	156.80	930.00	1885.23	7
173	Md Manzar Hussain Anjum	West Bengal	110.33	119.99	219.89	174.60	146.64	134.63	976.00	1882.08	8
174	Vivek Pankaj	West Bengal	115.88	138.16	215.08	182.59	157.20	138.50	923.00	1870.41	9
175	Mithun Biswas	West Bengal	112.74	143.73	221.37	167.55	139.76	117.50	920.00	1822.65	10
176	Tenzin Semkyi Ogen	West Bengal	114.04	120.51	203.44	144.56	130.46	151.23	923.00	1787.24	11
177	Ravi Kumar Meena	West Bengal	108.55	116.31	187.55	134.18	146.07	119.30	926.00	1737.96	12

Note: The above list is subject to Rule 5 & 6(iii) of IAS (Regualtion of Senoirty), Rules, 1987 at the time of preparing Gradation list by the State Government.