

F.No. 11037/01/2025-AIS-III  
Government of India  
Ministry of Personnel, Public Grievances and Pensions  
Department of Personnel & Training

North Block, New Delhi-110001  
Dated 04<sup>th</sup> February, 2025

To,

The Chief Secretaries of States / UTs

**Subject: Fixation of inter-se-seniority of the IAS probationers of 2022 batch (Provisional) – reg.**

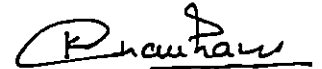
Sir / Madam,

I am directed to forward herewith a copy of inter-se-seniority list (Provisional) of 174 IAS Probationers of 2022 batch. The inter-se-seniority has been fixed on the basis of the marks obtained by the probationers in Civil Services Examination, 2021 and their Assessment in the Academy and in the State, in accordance with Rule 10(1) of the Indian Administrative service (Probation) Rules, 1954.

2. In view of the above, it is requested that the inter-se-seniority list (Provisional) of RR IAS officers of 2022 batch may kindly be circulated amongst the concerned members of the Service. While every care has been taken to ensure accuracy in fixation of seniority, discrepancy, if any, may kindly be brought to the notice of this Department for necessary action within 1 month from issue of this letter.

Encl:- As above.

Yours faithfully,



(Kavita Chauhan)  
Under Secretary (AIS-III)  
Tele: 011-23093479

Copy to:-

The Director, LBSNAA, Mussorie-248179, Uttarakhand.	For information w.r.t LBSNAA's letter of even number dated 27.12.2024.
---	--

Government of India  
Ministry of Personnel, Public Grievances & Pensions  
Department of Personnel & Training  
Final Marks and All India Inter-Se-Seniority of IAS Probationers of 2022 Batch (Provisional)  
According to Rank -wise Merit List

Statement 'A'


Sl.No	Name of Officer Trainee	Cadre	FC Written	FC Assessment	Phase-I written	Phase-I Assessment	Phase-II District Training	Phase-II Assessment	UPSC Marks	Total	Final Rank
	<b>Maximum Marks</b>		<b>150</b>	<b>172.5</b>	<b>300</b>	<b>200</b>	<b>200</b>	<b>177.5</b>	<b>2025</b>	<b>3225</b>	
1	ANKITA AGARWAL	West Bengal	121.35	141.15	241.11	177.34	164.34	149.48	1050.00	2044.77	1
2	SHRUTI SHARMA	Uttar Pradesh	115.90	137.20	241.54	174.41	110.75	142.55	1105.00	2027.35	2
3	PRIYAMVADA ASHOK MHADDALKAR	Maharashtra	113.60	147.27	244.94	183.58	157.05	151.94	1024.00	2022.38	3
4	TUSHAR ANAND	AGMUT	123.26	146.21	259.09	189.69	175.96	162.83	955.00	2012.04	4
5	S SIVANANDHAM	Tamil Nadu	112.70	145.06	249.14	180.01	172.63	163.99	988.00	2011.53	5
6	C YASWANTHKUMAR REDDY	Andhra Pradesh	115.39	128.42	240.91	179.80	163.44	159.25	1023.00	2010.21	6
7	ANAND MALHOTRA	Assam Meghalaya	116.48	144.71	249.97	188.49	162.37	153.95	994.00	2009.97	7
8	DILIP K KAINIKKARA	Kerala	123.14	117.56	259.75	175.94	168.24	144.53	1018.00	2007.16	8
9	SHRADDHA GOME	Rajasthan	121.20	141.33	243.73	168.20	171.41	159.60	996.00	2001.47	9
10	SHUBHANKAR PRATYUSH PATHAK	AGMUT	116.33	137.85	230.93	181.57	163.18	145.78	1025.00	2000.64	10
11	KIRANMAYI KOPPISETTI	Telangana	109.68	138.66	243.57	186.45	167.56	156.03	997.00	1998.95	11
12	CHARU	Tripura	119.11	150.44	240.57	184.88	157.69	154.09	991.00	1997.78	12
13	ASHISH	Madhya Pradesh	113.57	120.71	242.58	186.37	161.16	156.79	1016.00	1997.18	13
14	SAKSHAM GOEL	Rajasthan	115.53	135.97	247.25	176.80	160.34	148.08	1012.00	1995.97	14
15	AKHIL V MENON	Kerala	115.86	131.23	244.89	184.24	173.20	151.19	994.00	1994.61	15
16	AISHWARYA VERMA	Madhya Pradesh	108.24	132.22	222.72	173.26	161.31	157.45	1039.00	1994.20	16
17	JASPINDER SINGH	Punjab	110.98	132.82	241.85	176.56	171.57	152.36	1007.00	1993.14	17
18	UTSAV ANAND	Uttar Pradesh	118.25	138.62	237.68	167.15	158.03	158.24	1013.00	1990.97	18
19	SANJANA SRIHARSHA	Andhra Pradesh	112.07	133.09	245.57	180.50	167.03	147.38	1005.00	1990.64	19
20	PREETAM KUMAR	Rajasthan	113.03	122.88	235.38	177.52	155.54	156.15	1030.00	1990.50	20
21	MANTRI MOURYA BHARADWAJ	Andhra Pradesh	109.10	142.93	240.69	168.65	166.38	148.15	1012.00	1987.90	21
22	SHRUTI RAJLAKSHMI	Jharkhand	115.18	126.79	243.01	178.20	155.44	150.28	1014.00	1982.90	22
23	NAMAN GOYAL	Maharashtra	116.91	139.90	239.52	176.98	151.82	145.43	1009.00	1979.56	23



(Kavita Chauhan)

Under Secretary to Govt. of India

Sl.No	Name of Officer Trainee	Cadre	FC Written	FC Assessment	Phase-I written	Phase-I Assessment	Phase-II District Training	Phase-II Assessment	UPSC Marks	Total	Final Rank
	<b>Maximum Marks</b>		<b>150</b>	<b>172.5</b>	<b>300</b>	<b>200</b>	<b>200</b>	<b>177.5</b>	<b>2025</b>	<b>3225</b>	
24	SRINIVAS SADI	AGMUT	121.87	149.70	239.38	185.54	162.81	162.54	954.00	1975.84	24
25	DIKSHA JOSHI	Uttar Pradesh	106.57	123.64	244.23	176.74	151.63	152.01	1020.00	1974.82	25
26	ALFRED OV	Kerala	103.04	121.15	251.10	180.86	169.70	144.63	997.00	1967.48	26
27	RAVI KUMAR SIHAG	Madhya Pradesh	105.38	128.08	238.71	160.64	162.38	149.45	1022.00	1966.64	27
28	KANIKA	Assam Meghalaya	99.84	142.67	243.98	174.95	157.51	152.05	995.00	1966.00	28
29	SONALI DEV	Madhya Pradesh	117.42	142.63	234.86	168.25	154.14	144.33	1002.00	1963.63	29
30	KARTHIK PANIGRAHI	Kerala	113.70	125.77	236.06	171.40	175.20	145.48	996.00	1963.61	30
31	AKAVARAM SASYA REDDY	Odisha	110.27	143.86	245.92	179.25	159.85	157.32	965.00	1961.47	31
32	JASMINE	Maharashtra	109.53	122.06	246.17	176.79	150.14	148.08	1005.00	1957.77	32
33	ANGELINE RENITA R	Manipur	113.93	139.03	241.02	184.74	170.39	160.83	946.00	1955.94	33
34	ISHITA RATHI	AGMUT	111.66	134.09	230.89	150.02	158.90	139.81	1030.00	1955.37	34
35	ARPIT CHAUHAN	Maharashtra	108.02	134.01	233.68	173.52	144.05	144.02	1018.00	1955.30	35
36	DIVYANSH SINGH	Rajasthan	108.31	125.43	241.55	168.35	162.39	149.23	1000.00	1955.26	36
37	AKSHAY PILLAY	Odisha	114.75	126.12	238.01	177.00	144.01	152.80	999.00	1951.69	37
38	PARTH GUPTA	Bihar	110.05	126.25	227.31	171.87	165.60	155.24	993.00	1949.32	38
39	MEHAK JAIN	Gujarat	108.41	115.19	230.27	167.26	155.44	150.65	1022.00	1949.22	39
40	CHIRANJEEV ANAND	Tripura	111.73	129.84	243.96	178.85	156.80	148.72	979.00	1948.90	40
41	NARAYAN AMIT MALEMPATI	Telangana	114.58	133.07	244.13	167.80	159.85	135.30	994.00	1948.73	41
42	SAMYAK S JAIN	AGMUT	100.36	129.72	242.19	155.19	157.58	132.30	1031.00	1948.34	42
43	ABHINAV J JAIN	Uttar Pradesh	108.53	120.89	232.65	168.42	142.97	149.43	1024.00	1946.89	43
44	ASHUTOSH KUMAR	West Bengal	117.44	131.55	220.20	165.99	164.59	155.53	991.00	1946.30	44
45	ARUGULA SNEHA	Odisha	103.65	141.08	240.12	178.30	153.50	150.66	976.00	1943.31	45
46	SAMIR KUMAR JENA	Odisha	109.69	145.15	236.63	184.45	157.38	148.95	958.00	1940.25	46
47	SWATHI SREE T	Tamil Nadu	97.23	127.22	242.54	164.44	152.71	152.48	1002.00	1938.62	47
48	ANSHU PRIYA	Rajasthan	108.18	128.41	217.84	174.40	148.96	138.70	1022.00	1938.49	48
49	ASHIK ALI PI	Tamil Nadu	112.52	143.61	229.23	181.48	169.22	147.70	954.00	1937.76	49
50	YASHARTH SHEKHAR	Rajasthan	103.44	129.13	217.66	162.35	153.06	146.75	1025.00	1937.39	50
51	ANENDYA RAAJSSHRE	Assam Meghalaya	113.81	128.60	238.08	172.85	141.35	148.48	994.00	1937.17	51
52	ARPIT GUPTA	Madhya Pradesh	105.14	125.65	234.19	177.73	148.93	145.37	998.00	1935.01	52
53	RAVI KUMAR	Jharkhand	105.43	147.98	216.30	162.50	148.78	149.60	1004.00	1934.59	53



(Kavita Chauhan)

Under Secretary to Govt. of India

Sl.No	Name of Officer Trainee	Cadre	FC Written	FC Assessment	Phase-I written	Phase-I Assessment	Phase-II District Training	Phase-II Assessment	UPSC Marks	Total	Final Rank
	<b>Maximum Marks</b>		<b>150</b>	<b>172.5</b>	<b>300</b>	<b>200</b>	<b>200</b>	<b>177.5</b>	<b>2025</b>	<b>3225</b>	
54	KALPASHREE K R	Andhra Pradesh	101.77	155.34	219.21	180.06	167.11	154.50	956.00	1933.99	54
55	DONTHULA ZENITH CHANDRA	Maharashtra	107.24	133.32	244.31	176.48	157.23	147.85	966.00	1932.43	55
56	SURBHI SINGLA	West Bengal	107.43	128.65	224.45	157.60	171.76	149.70	992.00	1931.59	56
57	AKUNURI NARESH	Maharashtra	107.59	133.32	231.69	175.60	147.49	153.37	982.00	1931.06	57
58	VIVEK KUMAR MODI	Punjab	121.08	132.14	241.54	171.15	156.88	154.50	951.00	1928.29	58
59	BHAISARE SHUBHAM ASHOK	Rajasthan	107.82	118.93	229.08	168.09	159.81	158.47	986.00	1928.20	59
60	NAMRATA CHOUBEY	Chhattisgarh	111.19	109.45	238.87	172.50	155.05	148.00	992.00	1927.06	60
61	ANKUR DAS	Assam Meghalaya	99.74	117.63	237.37	171.10	154.74	148.48	998.00	1927.06	61
62	GAMINI SINGLA	Uttar Pradesh	101.45	127.11	215.86	158.53	128.35	149.60	1045.00	1925.90	62
63	KARMVEER KESHAV	West Bengal	106.28	118.28	243.85	175.38	157.79	149.73	971.00	1922.31	63
64	ANJALI SHROTRIYA	Haryana	107.47	125.34	233.81	165.00	133.69	153.65	1001.00	1919.96	64
65	TIRUMANI SRI POOJA	Andhra Pradesh	106.46	126.33	230.08	161.90	149.48	148.96	996.00	1919.21	65
66	NAVANDAR ANAY NITIN	Maharashtra	106.69	127.75	242.22	173.21	120.07	141.86	1007.00	1918.80	66
67	ANUP GARG	Kerala	105.71	136.88	242.29	175.94	147.98	151.15	958.00	1917.95	67
68	MRIDUL SHIVHARE	Assam Meghalaya	106.20	129.39	233.93	173.50	156.34	157.38	961.00	1917.74	68
69	AYUSHI	AGMUT	95.96	116.11	237.92	164.20	156.69	144.58	1000.00	1915.46	69
70	UPPULURI CHAITANYA	Manipur	115.95	150.98	233.58	185.39	157.69	146.14	925.00	1914.73	70
71	ASHISH KUMAR	Bihar	107.72	123.66	236.89	171.55	151.52	135.38	988.00	1914.72	71
72	DEEPAK RAMACHANDRA SHET	Uttarakhand	101.85	120.02	244.56	178.04	161.17	154.14	954.00	1913.78	72
73	VIKAS MAHATO	Telangana	105.83	121.18	234.35	174.09	149.32	146.06	982.00	1912.83	73
74	ABHIJIT RAY	West Bengal	109.68	125.00	219.30	171.10	145.29	141.91	999.00	1911.28	74
75	RAHUL ANAND	Uttarakhand	109.66	130.34	237.98	177.69	155.58	147.69	952.00	1910.94	75
76	BAROT HIREN JITENDRABHAI	Gujarat	114.10	126.14	240.99	166.45	164.78	150.35	948.00	1910.81	76
77	YAKSH CHAUDHARY	Rajasthan	102.98	116.16	221.85	155.09	142.75	138.24	1033.00	1910.07	77
78	SHREYA SHREE	Bihar	112.99	125.03	221.66	157.00	158.32	140.45	993.00	1908.45	78
79	SANGEETHA K	Tamil Nadu	104.23	134.57	229.67	178.03	171.08	156.02	931.00	1904.60	79
80	UTKARSH KHANDAL	West Bengal	108.32	127.33	220.28	175.70	160.88	151.03	961.00	1904.54	80
81	ANKIT KUMAR CHOUKSEY	Haryana	110.20	124.92	216.49	175.24	148.72	140.13	988.00	1903.70	81
82	SOUMYARANJAN PRADHAN	Odisha	104.72	113.86	237.46	177.80	159.50	155.63	954.00	1902.97	82
83	RAGHVENDRA MEENA	Andhra Pradesh	111.06	127.14	234.69	174.95	157.88	152.20	945.00	1902.92	83

  
(Kavita Chauhan)

Sl.No	Name of Officer Trainee	Cadre	FC Written	FC Assessment	Phase-I written	Phase-I Assessment	Phase-II District Training	Phase-II Assessment	UPSC Marks	Total	Final Rank
	<b>Maximum Marks</b>		<b>150</b>	<b>172.5</b>	<b>300</b>	<b>200</b>	<b>200</b>	<b>177.5</b>	<b>2025</b>	<b>3225</b>	
84	VIKAS RUHELA	West Bengal	111.86	130.73	218.27	171.87	155.56	150.25	964.00	1902.54	84
85	PULKIT	Sikkim	115.90	116.09	238.08	157.83	144.20	135.20	995.00	1902.30	85
86	VISHAL KHATRI	Maharashtra	128.22	125.08	245.68	186.06	131.37	123.69	962.00	1902.10	86
87	SUMIT KUMAR THAKUR	Kerala	105.34	147.70	231.60	159.40	167.14	131.55	959.00	1901.73	87
88	MUKUL JAIN	Karnataka	113.29	123.41	234.31	144.64	162.55	126.31	996.00	1900.51	88
89	HRIDYA S VIJAYAN	Tamil Nadu	102.23	133.99	225.95	177.74	157.62	148.61	953.00	1899.14	89
90	KISHLAY KUSHWAHA	Bihar	106.53	129.66	225.79	150.72	159.53	148.15	977.00	1897.38	90
91	SAURYA MAN PATEL	Andhra Pradesh	110.98	138.77	224.74	179.95	148.71	135.98	957.00	1896.13	91
92	SONIKA KUMARI	Rajasthan	104.04	134.06	222.26	170.39	154.19	152.01	959.00	1895.95	92
93	AASHIMA GOYAL	Uttarakhand	118.16	125.49	241.89	152.80	162.84	140.80	952.00	1893.98	93
94	GAURAV KUMAR (Rank- 313)	Bihar	110.75	130.59	231.28	171.14	154.32	141.62	954.00	1893.70	94
95	JASLEEN KAUR	West Bengal	104.42	130.51	229.15	174.90	154.85	144.37	955.00	1893.20	95
96	DIVYA P	Punjab	107.54	125.16	224.98	171.08	159.76	152.27	952.00	1892.79	96
97	KAJALE VAIBHAV NITIN	Bihar	99.68	130.35	224.37	169.90	158.37	157.72	952.00	1892.39	97
98	AJIT KUMAR	Nagaland	108.95	126.88	231.62	171.04	152.39	149.09	952.00	1891.97	98
99	PAWAR OMKAR MADHUKAR	Maharashtra	100.83	140.56	223.50	168.55	140.96	150.25	967.00	1891.65	99
100	ADITYA VERMA	Assam Meghalaya	108.98	132.69	229.26	152.16	157.49	144.66	966.00	1891.24	100
101	SISLE SWAPNIL MAHADEO	Gujarat	105.31	112.35	241.35	178.44	164.76	152.83	936.00	1891.04	101
102	TANUSHREE MEENA	Madhya Pradesh	96.54	117.08	233.53	166.17	150.70	145.90	981.00	1890.92	102
103	AMIT RANJAN	Maharashtra	107.24	128.49	233.23	157.17	146.24	148.11	970.00	1890.48	103
104	APOORVA BASUR	Maharashtra	98.18	126.14	225.09	171.23	138.71	162.44	968.00	1889.79	104
105	DEEPESH KUMARI	Jharkhand	108.10	117.83	217.76	157.23	155.95	143.80	987.00	1887.67	105
106	GUGULAVATH SHARATH NAYAK	Tripura	94.33	137.64	235.56	179.60	154.75	146.77	939.00	1887.65	106
107	VIDYAMARI SRIDHAR	Manipur	107.69	139.38	235.05	159.80	156.26	140.18	948.00	1886.36	107
108	DIVYA SHAKTI	Bihar	105.07	132.04	231.82	165.34	116.08	137.63	997.00	1884.98	108
109	PRATIBHA DAHIYA	Gujarat	110.20	121.83	232.45	142.00	145.75	135.43	997.00	1884.66	109
110	SHIVAM CHANDRA	AGMUT	114.38	135.26	230.94	167.15	162.14	145.83	927.00	1882.70	110
111	GADDAM SUDHEER KUMAR REDDY	West Bengal	106.19	120.02	208.14	158.55	139.65	155.28	994.00	1881.83	111
112	SHRADHA SHUKLA	Telangana	105.02	120.69	222.12	134.86	154.04	143.26	1001.00	1880.99	112
113	SHIVANI JERNAL	Assam Meghalaya	101.57	132.43	231.51	169.20	156.07	134.98	955.00	1880.76	113

  
(Kavita Chauhan)

Sl.No	Name of Officer Trainee	Cadre	FC Written	FC Assessment	Phase-I written	Phase-I Assessment	Phase-II District Training	Phase-II Assessment	UPSC Marks	Total	Final Rank
	<b>Maximum Marks</b>		<b>150</b>	<b>172.5</b>	<b>300</b>	<b>200</b>	<b>200</b>	<b>177.5</b>	<b>2025</b>	<b>3225</b>	
114	AYUSH VENKAT VATS	Tamil Nadu	112.18	116.93	238.23	149.03	138.76	133.18	992.00	1880.31	114
115	MANJUNATH R	AGMUT	103.18	110.83	233.57	145.91	169.06	153.65	964.00	1880.20	115
116	SUNIL KUMAR DHANWANTA	Uttar Pradesh	111.79	105.81	215.15	156.96	138.44	135.83	1016.00	1879.98	116
117	MUKUL BENIWAL	AGMUT	120.62	136.72	237.17	162.09	153.28	143.80	926.00	1879.68	117
118	SHWETA BHARTI	Bihar	101.00	114.62	230.31	179.29	156.34	155.30	942.00	1878.86	118
119	ARPIT SANGAL	Haryana	109.09	122.26	227.39	164.72	126.93	127.88	998.00	1876.27	119
120	YADAV RANJIT MOHAN	Maharashtra	97.78	127.71	220.05	170.33	157.85	146.98	954.00	1874.70	120
121	MOHIT KASNIYA	Rajasthan	108.88	136.84	211.43	158.55	137.29	125.07	996.00	1874.06	121
122	RAJESH KUMAR MOURYA	Gujarat	106.59	123.02	225.84	177.94	154.85	145.58	940.00	1873.82	122
123	ANJALI SHARMA	Maharashtra	106.88	112.87	227.35	172.20	151.86	134.14	968.00	1873.30	123
124	VIDYASAGAR	Gujarat	105.25	112.30	240.22	158.49	152.37	146.51	958.00	1873.14	124
125	PRAKHAR CHANDRAKAR	Chhattisgarh	108.42	124.61	215.69	160.61	141.21	136.69	985.00	1872.23	125
126	SACHIN SHARMA	Himachal Pradesh	106.17	123.05	224.58	157.13	152.56	145.17	962.00	1870.66	126
127	GAURAV KUMAR	Bihar	93.03	129.58	233.11	171.00	155.80	153.03	935.00	1870.55	127
128	PRAHLAD NARAYAN SHARMA	Odisha	94.49	124.44	221.98	166.45	128.32	149.29	984.00	1868.97	128
129	RAJAT BEETON	Tamil Nadu	109.56	111.31	246.96	169.15	165.00	151.62	915.00	1868.60	129
130	ABHIJEET RAJENDRA PATIL	Sikkim	104.33	114.23	230.79	165.15	140.35	150.08	963.00	1867.93	130
131	MANISH KUMAR	Assam Meghalaya	95.08	123.25	230.10	164.61	146.38	147.38	961.00	1867.80	131
132	RAMESHWAR SUDHAKAR SABBANWAD	Uttar Pradesh	96.56	133.40	217.83	168.50	133.85	149.95	966.00	1866.09	132
133	MAYANK SINGH	Telangana	109.08	129.62	235.44	157.93	156.70	137.48	938.00	1864.25	133
134	UMA SHANKAR PRASAD	Telangana	105.56	120.37	214.18	158.60	139.10	154.52	971.00	1863.33	134
135	PRANJAL DHANDA	Jharkhand	97.56	130.86	214.74	166.04	166.48	154.35	932.00	1862.03	135
136	NISHANT SIHARA	Kerala	102.43	134.81	226.37	172.55	167.43	143.03	914.00	1860.62	136
137	SAHITHYA M ALADAKATTI	Karnataka	97.26	121.52	226.84	170.01	152.12	129.70	961.00	1858.45	137
138	KRISHNA PAL RAJPOOT	Punjab	96.39	126.61	225.94	164.75	155.01	139.08	949.00	1856.78	138
139	KAMALESHWAR RAO S	AGMUT	108.18	128.84	226.67	135.79	150.08	151.63	955.00	1856.19	139
140	KISHAN KUMAR S	Tamil Nadu	99.32	124.63	219.24	172.50	162.87	156.18	921.00	1855.74	140
141	GAJANAN BALE	Karnataka	99.03	118.13	219.60	166.59	151.66	145.72	953.00	1853.73	141

  
(Kavita Chaudhan)

Sl.No	Name of Officer Trainee	Cadre	FC Written	FC Assessment	Phase-I written	Phase-I Assessment	Phase-II District Training	Phase-II Assessment	UPSC Marks	Total	Final Rank
	<b>Maximum Marks</b>		<b>150</b>	<b>172.5</b>	<b>300</b>	<b>200</b>	<b>200</b>	<b>177.5</b>	<b>2025</b>	<b>3225</b>	
142	UTKARSH DWIVEDI	Uttar Pradesh	104.44	114.44	219.16	131.34	106.21	141.28	1036.00	1852.87	142
143	PRIYANSHU KHATI	Himachal Pradesh	102.18	118.97	219.65	160.09	148.67	139.80	961.00	1850.36	143
144	RATHOD ASHWIN BABUSINGH	West Bengal	97.90	120.43	214.82	165.77	156.54	135.34	959.00	1849.80	144
145	SHASHVAT SANGWAN	Haryana	106.89	127.59	196.02	110.04	159.60	141.65	1007.00	1848.79	145
146	RAHUL	Haryana	109.53	130.30	208.94	153.48	153.96	147.55	941.00	1844.76	146
147	KUSHAL JAIN	Maharashtra	104.86	108.41	215.55	160.94	109.94	142.50	1002.00	1844.20	147
148	VANDANA MEENA	Gujarat	99.47	120.21	229.92	151.50	155.68	137.25	949.00	1843.03	148
149	SHINDE OMKAR RAJENDRA	Gujarat	93.38	119.87	227.58	165.55	158.02	145.48	931.00	1840.88	149
150	SHRESTHA SREE	Tripura	96.82	117.26	234.92	161.00	156.45	145.93	928.00	1840.38	150
151	HEMANT KUMAR	Manipur	106.59	110.66	228.23	147.15	154.91	141.75	951.00	1840.29	151
152	JYOTI	Haryana	103.91	134.28	214.13	171.36	144.30	140.84	931.00	1839.82	152
153	NEHA BYADWAL	Uttar Pradesh	106.83	122.58	223.47	158.14	126.14	141.06	960.00	1838.22	153
154	RAMMOHAN MEENA	Uttar Pradesh	106.04	127.63	217.49	176.70	110.36	145.16	950.00	1833.38	154
155	PRAFULL KUMAR SHARMA	Uttar Pradesh	113.22	106.40	227.42	162.50	118.30	128.77	961.00	1817.61	155
156	PRATEEK JAIN	Kerala	95.73	109.20	223.65	149.65	145.23	137.57	956.00	1817.03	156
157	WAIROKAM PUNSHIBA SINGH	AGMUT	92.46	119.70	217.55	142.47	155.90	126.48	962.00	1816.56	157
158	YASHWANT MEENA	AGMUT	102.16	103.99	222.17	155.67	147.64	130.40	938.00	1800.03	158
159	ALOK PRASAD	Uttar Pradesh	107.93	130.67	214.95	142.13	122.03	134.23	948.00	1799.94	159
160	MOHD SUBOOR KHAN	West Bengal	93.85	102.21	188.33	139.75	155.42	137.58	980.00	1797.14	160
161	POOJA SAHU	Uttar Pradesh	108.19	126.48	224.91	140.35	103.45	124.58	966.00	1793.96	161
162	KUMAR SAURABH	Uttar Pradesh	105.43	114.12	214.25	156.51	120.57	138.89	942.00	1791.77	162
163	MOHD SHABIR	AGMUT	87.04	106.95	216.74	148.15	150.19	149.68	933.00	1791.75	163
164	VINAY KUMAR MEENA	Tamil Nadu	103.14	125.52	229.45	150.40	133.57	130.06	918.00	1790.14	164
165	ANAND KUMAR SINGH	Tamil Nadu	94.31	115.56	213.32	143.92	130.17	126.13	966.00	1789.41	165
166	B SAHADITH VENKAT TRIVINAG	Andhra Pradesh	80.33	131.34	211.95	175.80	134.28	144.81	905.00	1783.51	166
167	SULOCHANA MEENA	Jharkhand	91.57	116.40	208.49	157.65	139.85	133.44	933.00	1780.40	167
168	BACHU SMARAN RAJ	Andhra Pradesh	117.03	144.62	227.69	184.91	168.07	151.15	783.00	1776.47	168
169	DEEPAK KUMAR	Tripura	97.14	95.30	218.39	156.91	143.06	143.65	921.00	1775.45	169
170	PATHARE ABHIJEET BABAN	Manipur	95.61	118.78	224.26	140.40	101.65	138.36	948.00	1767.06	170



(Kavita Chauhan)

Under Secretary to Govt. of India

Sl.No	Name of Officer Trainee	Cadre	FC Written	FC Assessment	Phase-I written	Phase-I Assessment	Phase-II District Training	Phase-II Assessment	UPSC Marks	Total	Final Rank
	<b>Maximum Marks</b>		<b>150</b>	<b>172.5</b>	<b>300</b>	<b>200</b>	<b>200</b>	<b>177.5</b>	<b>2025</b>	<b>3225</b>	
171	KRISHNA KANT KANWARIA	Jharkhand	93.08	111.01	208.63	168.64	112.53	132.33	938.00	1764.22	171
172	AWATE AMOL SHANTARAM	Gujarat	102.35	148.57	245.59	177.60	165.77	141.65	762.00	1743.53	172
173	RITURAJ PRATAP SINGH	Bihar	96.30	110.84	210.92	128.08	109.94	120.98	955.00	1732.06	173
174	DAVY GOYAL	Punjab	102.47	121.09	192.85	159.41	149.76	129.98	738.00	1593.56	174



**Government of India**  
**Ministry of Personnel, Public Grievances & Pensions**  
**Department of Personnel & Training**  
**Final Marks and All India Inter-Se-Seniority of IAS Probationers of 2022 Batch (Provisional)**  
**According to Cadre-wise Merit List**

Statement 'B'

Sl.No	Name of Officer Trainee	Cadre	FC Written Total	FC Assessment	Phase-I written	Phase-I Assessment	Phase-II District Training	Phase-II Assessment	UPSC Marks	Total	Final Rank
	<b>Maximum Marks</b>		<b>150</b>	<b>172.5</b>	<b>300</b>	<b>200</b>	<b>200</b>	<b>177.5</b>	<b>2025</b>	<b>3225</b>	
1	TUSHAR ANAND	AGMUT	123.26	146.21	259.09	189.69	175.96	162.83	955.00	2012.04	1
2	SHUBHANKAR PRATYUSH PATHAK	AGMUT	116.33	137.85	230.93	181.57	163.18	145.78	1025.00	2000.64	2
3	SRINIVAS SADI	AGMUT	121.87	149.70	239.38	185.54	162.81	162.54	954.00	1975.84	3
4	ISHITA RATHI	AGMUT	111.66	134.09	230.89	150.02	158.90	139.81	1030.00	1955.37	4
5	SAMYAK S JAIN	AGMUT	100.36	129.72	242.19	155.19	157.58	132.30	1031.00	1948.34	5
6	AYUSHI	AGMUT	95.96	116.11	237.92	164.20	156.69	144.58	1000.00	1915.46	6
7	SHIVAM CHANDRA	AGMUT	114.38	135.26	230.94	167.15	162.14	145.83	927.00	1882.70	7
8	MANJUNATH R	AGMUT	103.18	110.83	233.57	145.91	169.06	153.65	964.00	1880.20	8
9	MUKUL BENIWAL	AGMUT	120.62	136.72	237.17	162.09	153.28	143.80	926.00	1879.68	9
10	KAMALESHWAR RAO S	AGMUT	108.18	128.84	226.67	135.79	150.08	151.63	955.00	1856.19	10
11	WAIROKPAM PUNSHIBA SINGH	AGMUT	92.46	119.70	217.55	142.47	155.90	126.48	962.00	1816.56	11
12	YASHWANT MEENA	AGMUT	102.16	103.99	222.17	155.67	147.64	130.40	938.00	1800.03	12
13	MOHD SHABIR	AGMUT	87.04	106.95	216.74	148.15	150.19	149.68	933.00	1791.75	13
14	C YASWANTHKUMAR REDDY	Andhra Pradesh	115.39	128.42	240.91	179.80	163.44	159.25	1023.00	2010.21	1
15	SANJANA SRIHARSHA	Andhra Pradesh	112.07	133.09	245.57	180.50	167.03	147.38	1005.00	1990.64	2
16	MANTRI MOURYA BHARADWAJ	Andhra Pradesh	109.10	142.93	240.69	168.65	166.38	148.15	1012.00	1987.90	3
17	KALPASHREE K R	Andhra Pradesh	101.77	155.34	219.21	180.06	167.11	154.50	956.00	1933.99	4
18	TIRUMANI SRI POOJA	Andhra Pradesh	106.46	126.33	230.08	161.90	149.48	148.96	996.00	1919.21	5
19	RAGHVENDRA MEENA	Andhra Pradesh	111.06	127.14	234.69	174.95	157.88	152.20	945.00	1902.92	6
20	SAURYA MAN PATEL	Andhra Pradesh	110.98	138.77	224.74	179.95	148.71	135.98	957.00	1896.13	7
21	B SAHADITH VENKAT TRIVINAG	Andhra Pradesh	80.33	131.34	211.95	175.80	134.28	144.81	905.00	1783.51	8
22	BACHU SMARAN RAJ	Andhra Pradesh	117.03	144.62	227.69	184.91	168.07	151.15	783.00	1776.47	9
23	ANAND MALHOTRA	Assam Meghalaya	116.48	144.71	249.97	188.49	162.37	153.95	994.00	2009.97	1

  
(Kavita Chauhan)

Sl.No	Name of Officer Trainee	Cadre	FC Written Total	FC Assessment	Phase-I written	Phase-I Assessment	Phase-II District Training	Phase-II Assessment	UPSC Marks	Total	Final Rank
	<b>Maximum Marks</b>		<b>150</b>	<b>172.5</b>	<b>300</b>	<b>200</b>	<b>200</b>	<b>177.5</b>	<b>2025</b>	<b>3225</b>	
24	KANIKA	Assam Meghalaya	99.84	142.67	243.98	174.95	157.51	152.05	995.00	1966.00	2
25	ANENDYA RAAJSSHRE	Assam Meghalaya	113.81	128.60	238.08	172.85	141.35	148.48	994.00	1937.17	3
26	ANKUR DAS	Assam Meghalaya	99.74	117.63	237.37	171.10	154.74	148.48	998.00	1927.06	4
27	MRIDUL SHIVHARE	Assam Meghalaya	106.20	129.39	233.93	173.50	156.34	157.38	961.00	1917.74	5
28	ADITYA VERMA	Assam Meghalaya	108.98	132.69	229.26	152.16	157.49	144.66	966.00	1891.24	6
29	SHIVANI JERNAL	Assam Meghalaya	101.57	132.43	231.51	169.20	156.07	134.98	955.00	1880.76	7
30	MANISH KUMAR	Assam Meghalaya	95.08	123.25	230.10	164.61	146.38	147.38	961.00	1867.80	8
31	PARTH GUPTA	Bihar	110.05	126.25	227.31	171.87	165.60	155.24	993.00	1949.32	1
32	ASHISH KUMAR	Bihar	107.72	123.66	236.89	171.55	151.52	135.38	988.00	1914.72	2
33	SHREYA SHREE	Bihar	112.99	125.03	221.66	157.00	158.32	140.45	993.00	1908.45	3
34	KISHLAY KUSHWAHA	Bihar	106.53	129.66	225.79	150.72	159.53	148.15	977.00	1897.38	4
35	GAURAV KUMAR (Rank- 313)	Bihar	110.75	130.59	231.28	171.14	154.32	141.62	954.00	1893.70	5
36	KAJALE VAIBHAV NITIN	Bihar	99.68	130.35	224.37	169.90	158.37	157.72	952.00	1892.39	6
37	DIVYA SHAKTI	Bihar	105.07	132.04	231.82	165.34	116.08	137.63	997.00	1884.98	7
38	SHWETA BHARTI	Bihar	101.00	114.62	230.31	179.29	156.34	155.30	942.00	1878.86	8
39	GAURAV KUMAR	Bihar	93.03	129.58	233.11	171.00	155.80	153.03	935.00	1870.55	9
40	RITURAJ PRATAP SINGH	Bihar	96.30	110.84	210.92	128.08	109.94	120.98	955.00	1732.06	10
41	NAMRATA CHOUBEY	Chhattisgarh	111.19	109.45	238.87	172.50	155.05	148.00	992.00	1927.06	1
42	PRAKHAR CHANDRAKAR	Chhattisgarh	108.42	124.61	215.69	160.61	141.21	136.69	985.00	1872.23	2
43	MEHAK JAIN	Gujarat	108.41	115.19	230.27	167.26	155.44	150.65	1022.00	1949.22	1
44	BAROT HIREN JITENDRABHAI	Gujarat	114.10	126.14	240.99	166.45	164.78	150.35	948.00	1910.81	2
45	SISLE SWAPNIL MAHADEO	Gujarat	105.31	112.35	241.35	178.44	164.76	152.83	936.00	1891.04	3
46	PRATIBHA DAHIYA	Gujarat	110.20	121.83	232.45	142.00	145.75	135.43	997.00	1884.66	4
47	RAJESH KUMAR MOURYA	Gujarat	106.59	123.02	225.84	177.94	154.85	145.58	940.00	1873.82	5
48	VIDYASAGAR	Gujarat	105.25	112.30	240.22	158.49	152.37	146.51	958.00	1873.14	6
49	VANDANA MEENA	Gujarat	99.47	120.21	229.92	151.50	155.68	137.25	949.00	1843.03	7
50	SHINDE OMKAR RAJENDRA	Gujarat	93.38	119.87	227.58	165.55	158.02	145.48	931.00	1840.88	8
51	AWATE AMOL SHANTARAM	Gujarat	102.35	148.57	245.59	177.60	165.77	141.65	762.00	1743.53	9
52	ANJALI SHROTRIYA	Haryana	107.47	125.34	233.81	165.00	133.69	153.65	1001.00	1919.96	1
53	ANKIT KUMAR CHOUKSEY	Haryana	110.20	124.92	216.49	175.24	148.72	140.13	988.00	1903.70	2



(Kavita Chauhan)

Under Secretary to Govt. of India

Sl.No	Name of Officer Trainee	Cadre	FC Written Total	FC Assessment	Phase-I written	Phase-I Assessment	Phase-II District Training	Phase-II Assessment	UPSC Marks	Total	Final Rank
	<b>Maximum Marks</b>		<b>150</b>	<b>172.5</b>	<b>300</b>	<b>200</b>	<b>200</b>	<b>177.5</b>	<b>2025</b>	<b>3225</b>	
54	ARPIT SANGAL	Haryana	109.09	122.26	227.39	164.72	126.93	127.88	998.00	1876.27	3
55	SHASHVAT SANGWAN	Haryana	106.89	127.59	196.02	110.04	159.60	141.65	1007.00	1848.79	4
56	RAHUL	Haryana	109.53	130.30	208.94	153.48	153.96	147.55	941.00	1844.76	5
57	JYOTI	Haryana	103.91	134.28	214.13	171.36	144.30	140.84	931.00	1839.82	6
58	SACHIN SHARMA	Himachal Pradesh	106.17	123.05	224.58	157.13	152.56	145.17	962.00	1870.66	1
59	PRIYANSHU KHATI	Himachal Pradesh	102.18	118.97	219.65	160.09	148.67	139.80	961.00	1850.36	2
60	SHRUTI RAJLAKSHMI	Jharkhand	115.18	126.79	243.01	178.20	155.44	150.28	1014.00	1982.90	1
61	RAVI KUMAR	Jharkhand	105.43	147.98	216.30	162.50	148.78	149.60	1004.00	1934.59	2
62	DEEPESH KUMARI	Jharkhand	108.10	117.83	217.76	157.23	155.95	143.80	987.00	1887.67	3
63	PRANJAL DHANDA	Jharkhand	97.56	130.86	214.74	166.04	166.48	154.35	932.00	1862.03	4
64	SULOCHANA MEENA	Jharkhand	91.57	116.40	208.49	157.65	139.85	133.44	933.00	1780.40	5
65	KRISHNA KANT KANWARIA	Jharkhand	93.08	111.01	208.63	168.64	112.53	132.33	938.00	1764.22	6
66	MUKUL JAIN	Karnataka	113.29	123.41	234.31	144.64	162.55	126.31	996.00	1900.51	1
67	SAHITHYA M ALADAKATTI	Karnataka	97.26	121.52	226.84	170.01	152.12	129.70	961.00	1858.45	2
68	GAJANAN BALE	Karnataka	99.03	118.13	219.60	166.59	151.66	145.72	953.00	1853.73	3
69	DILIP K KAINIKKARA	Kerala	123.14	117.56	259.75	175.94	168.24	144.53	1018.00	2007.16	1
70	AKHIL V MENON	Kerala	115.86	131.23	244.89	184.24	173.20	151.19	994.00	1994.61	2
71	ALFRED OV	Kerala	103.04	121.15	251.10	180.86	169.70	144.63	997.00	1967.48	3
72	KARTHIK PANIGRAHI	Kerala	113.70	125.77	236.06	171.40	175.20	145.48	996.00	1963.61	4
73	ANUP GARG	Kerala	105.71	136.88	242.29	175.94	147.98	151.15	958.00	1917.95	5
74	SUMIT KUMAR THAKUR	Kerala	105.34	147.70	231.60	159.40	167.14	131.55	959.00	1901.73	6
75	NISHANT SIHARA	Kerala	102.43	134.81	226.37	172.55	167.43	143.03	914.00	1860.62	7
76	PRATEEK JAIN	Kerala	95.73	109.20	223.65	149.65	145.23	137.57	956.00	1817.03	8
77	ASHISH	Madhya Pradesh	113.57	120.71	242.58	186.37	161.16	156.79	1016.00	1997.18	1
78	AISHWARYA VERMA	Madhya Pradesh	108.24	132.22	222.72	173.26	161.31	157.45	1039.00	1994.20	2
79	RAVI KUMAR SIHAG	Madhya Pradesh	105.38	128.08	238.71	160.64	162.38	149.45	1022.00	1966.64	3
80	SONALI DEV	Madhya Pradesh	117.42	142.63	234.86	168.25	154.14	144.33	1002.00	1963.63	4
81	ARPIT GUPTA	Madhya Pradesh	105.14	125.65	234.19	177.73	148.93	145.37	998.00	1935.01	5
82	TANUSHREE MEENA	Madhya Pradesh	96.54	117.08	233.53	166.17	150.70	145.90	981.00	1890.92	6
83	PRIYAMVADA ASHOK MHADDALKAR	Maharashtra	113.60	147.27	244.94	183.58	157.05	151.94	1024.00	2022.38	1




(Kavita Chauhan)

Under Secretary to Govt. of India

Sl.No	Name of Officer Trainee	Cadre	FC Written Total	FC Assessment	Phase-I written	Phase-I Assessment	Phase-II District Training	Phase-II Assessment	UPSC Marks	Total	Final Rank
	<b>Maximum Marks</b>		<b>150</b>	<b>172.5</b>	<b>300</b>	<b>200</b>	<b>200</b>	<b>177.5</b>	<b>2025</b>	<b>3225</b>	
84	NAMAN GOYAL	Maharashtra	116.91	139.90	239.52	176.98	151.82	145.43	1009.00	1979.56	2
85	JASMINE	Maharashtra	109.53	122.06	246.17	176.79	150.14	148.08	1005.00	1957.77	3
86	ARPIT CHAUHAN	Maharashtra	108.02	134.01	233.68	173.52	144.05	144.02	1018.00	1955.30	4
87	DONTHULA ZENITH CHANDRA	Maharashtra	107.24	133.32	244.31	176.48	157.23	147.85	966.00	1932.43	5
88	AKUNURI NARESH	Maharashtra	107.59	133.32	231.69	175.60	147.49	153.37	982.00	1931.06	6
89	NAVANDAR ANAY NITIN	Maharashtra	106.69	127.75	242.22	173.21	120.07	141.86	1007.00	1918.80	7
90	VISHAL KHATRI	Maharashtra	128.22	125.08	245.68	186.06	131.37	123.69	962.00	1902.10	8
91	PAWAR OMKAR MADHUKAR	Maharashtra	100.83	140.56	223.50	168.55	140.96	150.25	967.00	1891.65	9
92	AMIT RANJAN	Maharashtra	107.24	128.49	233.23	157.17	146.24	148.11	970.00	1890.48	10
93	APOORVA BASUR	Maharashtra	98.18	126.14	225.09	171.23	138.71	162.44	968.00	1889.79	11
94	YADAV RANJIT MOHAN	Maharashtra	97.78	127.71	220.05	170.33	157.85	146.98	954.00	1874.70	12
95	ANJALI SHARMA	Maharashtra	106.88	112.87	227.35	172.20	151.86	134.14	968.00	1873.30	13
96	KUSHAL JAIN	Maharashtra	104.86	108.41	215.55	160.94	109.94	142.50	1002.00	1844.20	14
97	ANGELINE RENITA R	Manipur	113.93	139.03	241.02	184.74	170.39	160.83	946.00	1955.94	1
98	UPPULURI CHAITANYA	Manipur	115.95	150.98	233.58	185.39	157.69	146.14	925.00	1914.73	2
99	VIDYAMARI SRIDHAR	Manipur	107.69	139.38	235.05	159.80	156.26	140.18	948.00	1886.36	3
100	HEMANT KUMAR	Manipur	106.59	110.66	228.23	147.15	154.91	141.75	951.00	1840.29	4
101	PATHARE ABHIJEET BABAN	Manipur	95.61	118.78	224.26	140.40	101.65	138.36	948.00	1767.06	5
102	AJIT KUMAR	Nagaland	108.95	126.88	231.62	171.04	152.39	149.09	952.00	1891.97	1
103	AKAVARAM SASYA REDDY	Odisha	110.27	143.86	245.92	179.25	159.85	157.32	965.00	1961.47	1
104	AKSHAY PILLAY	Odisha	114.75	126.12	238.01	177.00	144.01	152.80	999.00	1951.69	2
105	ARUGULA SNEHA	Odisha	103.65	141.08	240.12	178.30	153.50	150.66	976.00	1943.31	3
106	SAMIR KUMAR JENA	Odisha	109.69	145.15	236.63	184.45	157.38	148.95	958.00	1940.25	4
107	SOUMYARANJAN PRADHAN	Odisha	104.72	113.86	237.46	177.80	159.50	155.63	954.00	1902.97	5
108	PRAHLAD NARAYAN SHARMA	Odisha	94.49	124.44	221.98	166.45	128.32	149.29	984.00	1868.97	6
109	JASPINDER SINGH	Punjab	110.98	132.82	241.85	176.56	171.57	152.36	1007.00	1993.14	1
110	VIVEK KUMAR MODI	Punjab	121.08	132.14	241.54	171.15	156.88	154.50	951.00	1928.29	2
111	DIVYA P	Punjab	107.54	125.16	224.98	171.08	159.76	152.27	952.00	1892.79	3
112	KRISHNA PAL RAJPOOT	Punjab	96.39	126.61	225.94	164.75	155.01	139.08	949.00	1856.78	4
113	DAVY GOYAL	Punjab	102.47	121.09	192.85	159.41	149.76	129.98	738.00	1593.56	5


Sl.No	Name of Officer Trainee	Cadre	FC Written Total	FC Assessment	Phase-I written	Phase-I Assessment	Phase-II District Training	Phase-II Assessment	UPSC Marks	Total	Final Rank
	<b>Maximum Marks</b>		<b>150</b>	<b>172.5</b>	<b>300</b>	<b>200</b>	<b>200</b>	<b>177.5</b>	<b>2025</b>	<b>3225</b>	
114	SHRADDHA GOME	Rajasthan	121.20	141.33	243.73	168.20	171.41	159.60	996.00	2001.47	1
115	SAKSHAM GOEL	Rajasthan	115.53	135.97	247.25	176.80	160.34	148.08	1012.00	1995.97	2
116	PREETAM KUMAR	Rajasthan	113.03	122.88	235.38	177.52	155.54	156.15	1030.00	1990.50	3
117	DIVYANSH SINGH	Rajasthan	108.31	125.43	241.55	168.35	162.39	149.23	1000.00	1955.26	4
118	ANSHU PRIYA	Rajasthan	108.18	128.41	217.84	174.40	148.96	138.70	1022.00	1938.49	5
119	YASHARTH SHEKHAR	Rajasthan	103.44	129.13	217.66	162.35	153.06	146.75	1025.00	1937.39	6
120	BHAISARE SHUBHAM ASHOK	Rajasthan	107.82	118.93	229.08	168.09	159.81	158.47	986.00	1928.20	7
121	YAKSH CHAUDHARY	Rajasthan	102.98	116.16	221.85	155.09	142.75	138.24	1033.00	1910.07	8
122	SONIKA KUMARI	Rajasthan	104.04	134.06	222.26	170.39	154.19	152.01	959.00	1895.95	9
123	MOHIT KASNIYA	Rajasthan	108.88	136.84	211.43	158.55	137.29	125.07	996.00	1874.06	10
124	PULKIT	Sikkim	115.90	116.09	238.08	157.83	144.20	135.20	995.00	1902.30	1
125	ABHIJEET RAJENDRA PATIL	Sikkim	104.33	114.23	230.79	165.15	140.35	150.08	963.00	1867.93	2
126	S SIVANANDHAM	Tamil Nadu	112.70	145.06	249.14	180.01	172.63	163.99	988.00	2011.53	1
127	SWATHI SREE T	Tamil Nadu	97.23	127.22	242.54	164.44	152.71	152.48	1002.00	1938.62	2
128	ASHIK ALI PI	Tamil Nadu	112.52	143.61	229.23	181.48	169.22	147.70	954.00	1937.76	3
129	SANGEETHA K	Tamil Nadu	104.23	134.57	229.67	178.03	171.08	156.02	931.00	1904.60	4
130	HRIDYA S VIJAYAN	Tamil Nadu	102.23	133.99	225.95	177.74	157.62	148.61	953.00	1899.14	5
131	AYUSH VENKAT VATS	Tamil Nadu	112.18	116.93	238.23	149.03	138.76	133.18	992.00	1880.31	6
132	RAJAT BEETON	Tamil Nadu	109.56	111.31	246.96	169.15	165.00	151.62	915.00	1868.60	7
133	KISHAN KUMAR S	Tamil Nadu	99.32	124.63	219.24	172.50	162.87	156.18	921.00	1855.74	8
134	VINAY KUMAR MEENA	Tamil Nadu	103.14	125.52	229.45	150.40	133.57	130.06	918.00	1790.14	9
135	ANAND KUMAR SINGH	Tamil Nadu	94.31	115.56	213.32	143.92	130.17	126.13	966.00	1789.41	10
136	KIRANMAYI KOPPISETTI	Telangana	109.68	138.66	243.57	186.45	167.56	156.03	997.00	1998.95	1
137	NARAYAN AMIT MALEMPATI	Telangana	114.58	133.07	244.13	167.80	159.85	135.30	994.00	1948.73	2
138	VIKAS MAHATO	Telangana	105.83	121.18	234.35	174.09	149.32	146.06	982.00	1912.83	3
139	SHRADHA SHUKLA	Telangana	105.02	120.69	222.12	134.86	154.04	143.26	1001.00	1880.99	4
140	MAYANK SINGH	Telangana	109.08	129.62	235.44	157.93	156.70	137.48	938.00	1864.25	5
141	UMA SHANKAR PRASAD	Telangana	105.56	120.37	214.18	158.60	139.10	154.52	971.00	1863.33	6
142	CHARU	Tripura	119.11	150.44	240.57	184.88	157.69	154.09	991.00	1997.78	1
143	CHIRANJEEV ANAND	Tripura	111.73	129.84	243.96	178.85	156.80	148.72	979.00	1948.90	2



(Kavita Chauhan)

Under Secretary to Govt. of India

Sl.No	Name of Officer Trainee	Cadre	FC Written Total	FC Assessment	Phase-I written	Phase-I Assessment	Phase-II District Training	Phase-II Assessment	UPSC Marks	Total	Final Rank
	<b>Maximum Marks</b>		<b>150</b>	<b>172.5</b>	<b>300</b>	<b>200</b>	<b>200</b>	<b>177.5</b>	<b>2025</b>	<b>3225</b>	
144	GUGULAVATH SHARATH NAYAK	Tripura	94.33	137.64	235.56	179.60	154.75	146.77	939.00	1887.65	3
145	SHRESTHA SREE	Tripura	96.82	117.26	234.92	161.00	156.45	145.93	928.00	1840.38	4
146	DEEPAK KUMAR	Tripura	97.14	95.30	218.39	156.91	143.06	143.65	921.00	1775.45	5
147	SHRUTI SHARMA	Uttar Pradesh	115.90	137.20	241.54	174.41	110.75	142.55	1105.00	2027.35	1
148	UTSAV ANAND	Uttar Pradesh	118.25	138.62	237.68	167.15	158.03	158.24	1013.00	1990.97	2
149	DIKSHA JOSHI	Uttar Pradesh	106.57	123.64	244.23	176.74	151.63	152.01	1020.00	1974.82	3
150	ABHINAV J JAIN	Uttar Pradesh	108.53	120.89	232.65	168.42	142.97	149.43	1024.00	1946.89	4
151	GAMINI SINGLA	Uttar Pradesh	101.45	127.11	215.86	158.53	128.35	149.60	1045.00	1925.90	5
152	SUNIL KUMAR DHANWANTA	Uttar Pradesh	111.79	105.81	215.15	156.96	138.44	135.83	1016.00	1879.98	6
153	RAMESHWAR SUDHAKAR SABBANWAD	Uttar Pradesh	96.56	133.40	217.83	168.50	133.85	149.95	966.00	1866.09	7
154	UTKARSH DWIVEDI	Uttar Pradesh	104.44	114.44	219.16	131.34	106.21	141.28	1036.00	1852.87	8
155	NEHA BYADWAL	Uttar Pradesh	106.83	122.58	223.47	158.14	126.14	141.06	960.00	1838.22	9
156	RAMMOHAN MEENA	Uttar Pradesh	106.04	127.63	217.49	176.70	110.36	145.16	950.00	1833.38	10
157	PRAFULL KUMAR SHARMA	Uttar Pradesh	113.22	106.40	227.42	162.50	118.30	128.77	961.00	1817.61	11
158	ALOK PRASAD	Uttar Pradesh	107.93	130.67	214.95	142.13	122.03	134.23	948.00	1799.94	12
159	POOJA SAHU	Uttar Pradesh	108.19	126.48	224.91	140.35	103.45	124.58	966.00	1793.96	13
160	KUMAR SAURABH	Uttar Pradesh	105.43	114.12	214.25	156.51	120.57	138.89	942.00	1791.77	14
161	DEEPAK RAMACHANDRA SHET	Uttarakhand	101.85	120.02	244.56	178.04	161.17	154.14	954.00	1913.78	1
162	RAHUL ANAND	Uttarakhand	109.66	130.34	237.98	177.69	155.58	147.69	952.00	1910.94	2
163	AASHIMA GOYAL	Uttarakhand	118.16	125.49	241.89	152.80	162.84	140.80	952.00	1893.98	3
164	ANKITA AGARWAL	West Bengal	121.35	141.15	241.11	177.34	164.34	149.48	1050.00	2044.77	1
165	ASHUTOSH KUMAR	West Bengal	117.44	131.55	220.20	165.99	164.59	155.53	991.00	1946.30	2
166	SURBHI SINGLA	West Bengal	107.43	128.65	224.45	157.60	171.76	149.70	992.00	1931.59	3
167	KARMEVEER KESHAV	West Bengal	106.28	118.28	243.85	175.38	157.79	149.73	971.00	1922.31	4
168	ABHIJIT RAY	West Bengal	109.68	125.00	219.30	171.10	145.29	141.91	999.00	1911.28	5
169	UTKARSH KHANDAL	West Bengal	108.32	127.33	220.28	175.70	160.88	151.03	961.00	1904.54	6
170	VIKAS RUHELA	West Bengal	111.86	130.73	218.27	171.87	155.56	150.25	964.00	1902.54	7
171	JASLEEN KAUR	West Bengal	104.42	130.51	229.15	174.90	154.85	144.37	955.00	1893.20	8
172	GADDAM SUDHEER KUMAR REDDY	West Bengal	106.19	120.02	208.14	158.55	139.65	155.28	994.00	1881.83	9



(Kavita Chauhan)

Under Secretary to Govt. of India

Sl.No	Name of Officer Trainee	Cadre	FC Written Total	FC Assessment	Phase-I written	Phase-I Assessment	Phase-II District Training	Phase-II Assessment	UPSC Marks	Total	Final Rank
	<b>Maximum Marks</b>		<b>150</b>	<b>172.5</b>	<b>300</b>	<b>200</b>	<b>200</b>	<b>177.5</b>	<b>2025</b>	<b>3225</b>	
173	RATHOD ASHWIN BABUSINGH	West Bengal	97.90	120.43	214.82	165.77	156.54	135.34	959.00	1849.80	10
174	MOHD SUBOOR KHAN	West Bengal	93.85	102.21	188.33	139.75	155.42	137.58	980.00	1797.14	11
<p><b>Note: The above list is subject to Rule 5 &amp; 6(iii) of IAS (Regulation of Seniority), Rules, 1987 at the time of preparing Gradation list by the State Government.</b></p>											