

F.No. 11037/01/2022-AIS-III
Government of India
Ministry of Personnel, Public Grievances and Pensions
Department of Personnel & Training

North Block, New Delhi-110001
Dated 20th March, 2022

To,

The Chief Secretaries of States / UTs

Subject: Fixation of inter-se-seniority of the IAS probationers of 2020 batch (Provisional) –
reg.


Sir / Madam,

I am directed to refer to the subject noted above and to state that out of 179 IAS Probationers belonging to 2020 batch, 177 IAS Probationers have completed requisite training as on date.

2. Accordingly, in continuation of the inter-se-seniority (Provisional), issued vide letter number 11037/01/2022-AIS-III dated 14.12.2022, a copy of the revised inter-se-seniority (Provisional) of IAS Probationers of 2020 batch is forwarded herewith. The inter-se-seniority has been fixed on the basis of the marks obtained by the probationers in Civil Services Examination, 2019 and their Assessment in the Academy, in accordance with Rule 10(1) of the Indian Administrative Service (Probation) Rules, 1954.

3. It is requested that the inter-se-seniority list (Provisional) of RR IAS officers of 2020 batch may kindly be circulated amongst the concerned members of the Service. While every care has been taken to ensure accuracy in fixation of seniority, discrepancy, if any, may kindly be brought to the notice of this Department for necessary action within 1 month from issue of this letter.

Encl:- As above.


(Ram Lakhan) 20/03/22

Under Secretary to the Government of India
Tele: 011-23093479

Copy to : NIC with request to upload the same on the website of the Department.

Government of India
Ministry of Personnel, Public Grievances & Pensions
Department of Personnel & Training
Final Marks and All India Inter-Se-Seniority of IAS Probationers of 2020 Batch (Provisional)
According to Rank -wise Merit List

Statement 'A'

Sl.No	Name of Officer Trainee	Cadre	FC Written	FC Assessment	Phase-I written	Phase-I Assessment	Phase-II District Training	Phase-II Assessment	UPSC Marks	Total	Final Rank
	Maximum Marks		150	172.5	300	200	200	177.5	2025	3225	
1	JATIN KISHORE	AGMUT	140.17	140.99	253.62	175.78	184.14	159.90	1063	2117.60	1
2	NEHA BANERJEE	West Bengal	138.37	142.74	254.18	170.02	185.69	162.50	1031	2084.50	2
3	PRADEEP SINGH	Haryana	131.94	141.90	234.55	171.63	174.88	156.47	1072	2083.37	3
4	RAUNAK AGARWAL	West Bengal	137.94	144.04	239.57	179.73	184.75	154.59	1041	2081.62	4
5	PRATIBHA VERMA	Rajasthan	134.74	133.10	241.77	168.07	184.29	157.07	1062	2081.04	5
6	APURV CHAUHAN	Telangana	140.70	134.37	264.39	162.24	183.56	161.73	1019	2065.99	6
7	SIMI KARAN	Assam-Meghalaya	137.57	137.11	243.65	171.01	187.02	160.06	1021	2057.42	7
8	ARUN S NAIR	Kerala	135.74	144.39	237.50	172.10	189.51	156.33	1010	2045.57	8
9	NEHA BHOSLE	Maharashtra	136.70	134.25	223.50	166.71	169.36	159.94	1038	2028.46	9
10	SRUTANJAY NARAYANAN	Tamil Nadu	130.81	145.78	232.93	170.96	182.69	162.06	1003	2028.23	10
11	ABHISHEK JAIN	Assam-Meghalaya	133.67	125.45	244.10	165.94	178.44	153.47	1025	2026.07	11
12	MAYANK MITTAL	Telangana	133.17	132.96	247.11	160.66	178.68	148.56	1024	2025.14	12
13	JEYDEV C S	Uttar Pradesh	135.61	133.85	239.99	142.81	168.26	152.32	1050	2022.84	13
14	KATTA RAVI TEJA	Tamil Nadu	134.24	144.30	237.58	157.51	185.75	156.24	1003	2018.62	14
15	PRIYANKA S	Tamil Nadu	127.35	144.09	229.50	168.34	185.36	154.64	1005	2014.28	15
16	SANJITA MOHAPATRA	Maharashtra	130.74	133.80	237.26	141.75	178.86	147.96	1042	2012.37	16
17	GEETANJALI SHARMA	Andhra Pradesh	126.31	141.19	232.22	164.93	175.29	151.25	1021	2012.19	17
18	CHANDRAJYOTI SINGH	Punjab	128.27	139.93	219.67	162.84	184.40	152.33	1024	2011.44	18
19	NIDHI BANSAL	Uttar Pradesh	133.37	125.86	233.78	170.70	170.12	148.94	1028	2010.77	19
20	ARANYAK SAIKIA	Assam-Meghalaya	137.50	142.31	254.62	164.01	164.91	137.29	1009	2009.64	20
21	SHUBHAM BANSAL	Andhra Pradesh	132.57	129.88	234.81	153.63	184.40	153.93	1016	2005.22	21
22	LAVISH ORDIA	Karnataka	128.14	130.09	241.19	160.49	174.43	136.71	1032	2003.05	22
23	MANDAR JAYANTRAO PATKI	Maharashtra	127.54	127.15	219.00	161.79	180.25	157.44	1028	2001.17	23
24	SHRESTHA ANUPAM	Bihar	125.24	140.62	233.73	154.54	165.40	148.62	1032	2000.15	24
25	DIVYANSHU SINGAL	Himachal Pradesh	132.54	124.95	241.73	164.72	172.28	153.67	1008	1997.89	25


(Ram Lakhan)

Under Secretary to Govt. of India

Sl.No	Name of Officer Trainee	Cadre	FC Written	FC Assessment	Phase-I written	Phase-I Assessment	Phase-II District Training	Phase-II Assessment	UPSC Marks	Total	Final Rank
	Maximum Marks		150	172.5	300	200	200	177.5	2025	3225	
26	MANDA MAKARANDU	Telangana	133.77	131.88	225.68	172.91	176.40	159.97	994	1994.61	26
27	VISHAKHA YADAV	AGMUT	129.09	134.50	214.18	157.71	162.63	149.46	1046	1993.57	27
28	YASHASWINI B	AGMUT	126.11	139.96	228.27	167.57	173.00	153.95	1004	1992.86	28
29	NEHA BANDHU	Uttar Pradesh	131.74	140.51	234.53	171.04	171.31	152.14	991	1992.27	29
30	NAVNEET MANN	AGMUT	132.50	134.26	233.52	155.24	174.30	140.54	1020	1990.36	30
31	DHEERAJ KUMAR SINGH	Rajasthan	133.54	129.51	231.42	164.29	166.30	157.59	1007	1989.65	31
32	KUMAR BISWARANJAN	Chhattisgarh	135.24	142.65	239.29	159.36	177.72	152.88	982	1989.14	32
33	RAVI JAIN	Jharkhand	132.81	130.73	210.40	162.50	167.94	141.47	1043	1988.85	33
34	DIPANKAR CHOUDHARY	Jharkhand	128.81	127.16	230.68	160.44	175.02	149.13	1016	1987.24	34
35	ABHISHEK KUMAR	Chhattisgarh	136.87	124.72	231.05	168.57	174.05	147.45	1003	1985.71	35
36	PRATYUSH PANDEY	Uttar Pradesh	131.27	130.32	235.56	149.38	168.46	138.20	1030	1983.19	36
37	GUNJAN SINGH	Rajasthan	130.61	121.27	220.32	155.54	161.77	157.12	1036	1982.63	37
38	KANCHAN	Gujarat	128.77	121.40	243.29	162.32	165.95	140.00	1019	1980.73	38
39	HIMANSHU JAIN	Madhya Pradesh	135.14	116.67	220.58	157.31	162.49	137.02	1051	1980.21	39
40	PREETI KUMARI	Assam-Meghalaya	131.00	135.20	241.98	168.62	174.80	155.19	973	1979.79	40
41	ABHISHEK SARAF	Madhya Pradesh	131.41	127.23	206.14	147.02	167.33	152.35	1045	1976.48	41
42	AVADH SINGHAL	West Bengal	131.70	129.10	225.86	152.89	178.08	147.65	1007	1972.28	42
43	OJASVI	Punjab	133.20	133.52	239.19	168.38	181.42	146.08	969	1970.79	43
44	RUCHI BINDAL	Gujarat	127.27	133.27	222.78	151.04	178.23	141.13	1017	1970.72	44
45	NUPUR GOEL	Uttar Pradesh	134.74	118.76	232.98	144.10	154.25	143.84	1042	1970.67	45
46	ANMOL JAIN	Karnataka	121.98	127.59	226.17	151.88	169.01	132.35	1039	1967.98	46
47	NAMGYAL ANGMO	AGMUT	131.27	141.47	231.64	160.90	178.22	158.46	966	1967.96	47
48	AASHISH AGARWAL	Jharkhand	136.50	143.35	239.62	167.63	180.00	145.77	955	1967.87	48
49	SAFNA NAZARUDEEN	Kerala	125.91	125.64	212.56	156.31	177.69	154.73	1015	1967.84	49
50	ASHISH KUMAR	West Bengal	135.14	115.80	237.59	158.87	156.56	150.82	1012	1966.78	50
51	SHUBHAM AGGARWAL	West Bengal	113.47	110.26	233.16	166.36	158.09	160.35	1025	1966.69	51
52	KARTHIKEYAN S	Maharashtra	133.87	136.40	233.62	148.99	173.69	151.24	988	1965.81	52
53	DEEPAK BABULAL KARWA	Haryana	126.27	141.58	214.43	160.18	166.17	143.10	1014	1965.73	53
54	SURYATEJA MALLAVARAPU	Andhra Pradesh	126.11	121.56	225.96	168.16	171.15	149.46	1003	1965.40	54
55	YASHNI NAGARAJAN	Maharashtra	125.85	127.98	224.07	161.48	162.76	152.61	1009	1963.75	55
56	YUVRAJ SEDDHARTH	Gujarat	126.11	137.50	223.86	160.46	157.52	143.01	1014	1962.46	56
57	PARI BISHNOI	Sikkim	126.91	125.68	229.89	156.24	163.21	136.17	1023	1961.10	57

Ram Lakhan
(Ram Lakhan)

Under Secretary to Govt. of India

Sl.No	Name of Officer Trainee	Cadre	FC Written	FC Assessment	Phase-I written	Phase-I Assessment	Phase-II District Training	Phase-II Assessment	UPSC Marks	Total	Final Rank
	Maximum Marks		150	172.5	300	200	200	177.5	2025	3225	
58	VEDBHUSHAN	Odisha	116.42	127.74	237.93	179.02	172.63	147.02	980	1960.76	58
59	VISHAL TEJRAO NARWADE	Maharashtra	131.77	145.68	217.98	162.92	159.07	145.27	998	1960.69	59
60	KULKARNI ASHUTOSH C	Odisha	127.83	117.81	206.16	161.18	170.40	161.03	1015	1959.41	60
61	SARANYA R	Tamil Nadu	124.18	133.19	216.46	156.03	164.08	147.43	1018	1959.37	61
62	NOORUL QUAMER	Andhra Pradesh	135.24	125.34	220.53	166.78	182.80	154.07	974	1958.76	62
63	ISHWARYA R	Tamil Nadu	126.24	125.61	222.79	150.62	172.75	145.15	1014	1957.16	63
64	OM KANT THAKUR	Himachal Pradesh	132.07	139.67	218.48	151.55	156.60	146.30	1012	1956.67	64
65	ABHISHEK AUGUSTYA	Telangana	132.07	128.72	234.32	147.52	157.18	138.69	1018	1956.50	65
66	NAVNEET MITTAL	West Bengal	134.91	124.44	236.53	149.80	164.22	140.85	1005	1955.75	66
67	TATIMAKULA RAHUL KUMAR REDDY	Andhra Pradesh	128.61	129.73	201.49	172.61	168.88	162.02	992	1955.34	67
68	ANIL KUMAR RATHORE	Madhya Pradesh	133.33	130.98	225.30	143.40	163.35	155.29	1002	1953.65	68
69	ANANYA SINGH	West Bengal	131.94	122.84	234.58	155.50	153.68	142.95	1012	1953.49	69
70	ABHINAV GOPAL	Uttar Pradesh	128.37	142.16	226.54	170.22	165.55	152.34	968	1953.18	70
71	NIKAS KUMAR	Punjab	134.37	119.28	231.76	163.17	177.50	151.56	975	1952.64	71
72	AYUSHI JAIN	Assam-Meghalaya	129.87	132.58	220.47	149.80	160.97	142.90	1016	1952.59	72
73	JAYASHARADHA C	Haryana	131.74	129.95	214.67	157.34	160.44	148.25	1009	1951.39	73
74	RAMYA R	Uttar Pradesh	129.64	135.55	237.53	158.34	153.47	153.89	981	1949.42	74
75	SHISHIR GUPTA	AGMUT	131.54	127.02	223.18	154.68	165.10	134.10	1013	1948.62	75
76	MURUGANANTHAM M	Maharashtra	124.87	133.79	221.26	157.73	166.64	153.07	991	1948.36	76
77	PRIYANK KISHORE	AGMUT	128.31	124.96	222.87	153.76	165.19	145.25	1007	1947.34	77
78	MADHUMITA	Odisha	128.70	124.73	227.72	158.15	166.57	140.41	1000	1946.28	78
79	PRAKHAR SINGH	Madhya Pradesh	133.54	128.55	221.18	157.86	171.79	156.22	975	1944.14	79
80	ASWATHY SRINIVAS	Kerala	122.98	129.08	201.98	150.23	171.51	150.86	1017	1943.64	80
81	ANAMIKA RAMESH	Tamil Nadu	116.51	135.43	221.67	165.84	163.64	145.82	992	1940.91	81
82	ABHISHEK KUMAR	Andhra Pradesh	128.35	136.90	228.40	159.70	171.85	146.69	969	1940.89	82
83	AGRIM KUMAR	Madhya Pradesh	133.20	124.30	234.74	153.74	179.84	149.62	965	1940.44	83
84	SHUBHAM KUNDAL	West Bengal	130.41	136.21	241.92	162.15	162.03	145.30	962	1940.02	84
85	ROMA SRIVASTAVA	Chhattisgarh	127.07	129.48	220.49	154.80	158.44	145.00	1004	1939.28	85
86	ADHARSH RAJEENDRAN	Gujarat	127.64	126.43	227.65	168.09	180.35	152.17	955	1937.33	86
87	SAURAV PANDEY	West Bengal	128.51	130.82	205.45	153.55	167.58	145.38	1006	1937.29	87

Raksh
(Ram Lakhan)

Sl.No	Name of Officer Trainee	Cadre	FC Written	FC Assessment	Phase-I written	Phase-I Assessment	Phase-II District Training	Phase-II Assessment	UPSC Marks	Total	Final Rank
	Maximum Marks		150	172.5	300	200	200	177.5	2025	3225	
88	DEVAHUTI	Gujarat	126.64	127.44	225.73	157.62	160.13	157.57	982	1937.13	88
89	ABHISHEK PALASIA	Bihar	139.00	127.61	240.66	165.98	170.14	140.33	952	1935.72	89
90	PRATIK JAIN	Chhattisgarh	128.41	122.26	234.88	166.56	175.09	144.75	963	1934.95	90
91	ABHISHEK KUMAR	Tripura	131.70	130.70	231.32	176.76	165.17	148.88	948	1932.53	91
92	ANIKET SACHAN	Jharkhand	127.94	139.83	237.30	156.31	155.74	144.52	969	1930.64	92
93	DEEPAK SAINI	Uttarakhand	128.57	128.64	235.58	145.24	168.06	153.85	969	1928.94	93
94	JAYANT KISHOR MANKALE	Gujarat	125.18	119.07	224.36	166.75	165.17	140.08	988	1928.61	94
95	ANSHUMAN RAJ	Madhya Pradesh	132.74	125.58	222.62	150.38	162.40	138.81	994	1926.53	95
96	ADITI SINGH	Andhra Pradesh	126.87	116.05	235.43	171.33	174.69	147.95	954	1926.32	96
97	ANUPAMA SINGH	Bihar	125.59	127.35	218.32	154.43	164.47	136.66	999	1925.82	97
98	KEERTHANA H S	Karnataka	124.68	116.98	220.51	166.69	170.55	142.36	984	1925.77	98
99	PIYUSH SINHA	Jharkhand	131.57	126.07	229.99	147.37	169.14	138.22	983	1925.36	99
100	CHANDRIMA ATTRI	Bihar	126.81	124.66	227.57	156.27	155.68	130.95	1003	1924.94	100
101	EGNA CLEETUS	AGMUT	118.03	126.79	220.38	162.72	165.63	155.24	976	1924.79	101
102	B RAHUL	Telangana	130.27	124.50	216.27	166.88	169.19	145.28	972	1924.39	102
103	SIDDHARTH PALANICHAMY S	Rajasthan	127.44	128.86	225.64	152.53	157.64	145.80	986	1923.91	103
104	FARMAN AHMAD KHAN	Andhra Pradesh	110.66	139.74	229.95	148.40	170.57	151.55	973	1923.87	104
105	SACHIN KUMAR YADAV	Kerala	126.94	127.24	233.59	153.57	169.16	144.17	969	1923.67	105
106	JITHIN RAHMAN	Maharashtra	130.20	126.48	215.39	151.42	158.96	158.19	983	1923.64	106
107	SWETA SUMAN	Tamil Nadu	128.81	147.77	209.00	168.57	170.19	145.81	953	1923.15	107
108	NATISHA MATHUR	Gujarat	132.57	124.04	213.83	149.11	154.20	131.34	1018	1923.09	108
109	RICHARD YANTHAN	Maharashtra	123.44	121.73	212.82	156.60	168.73	149.43	989	1921.75	109
110	EKAM J SINGH	West Bengal	128.94	117.87	225.12	164.97	184.16	159.50	941	1921.56	110
111	GIRI SANKAR R	AGMUT	132.44	124.44	234.08	165.02	159.80	129.70	976	1921.48	111
112	PATIL YOGESH ASHOKRAO	West Bengal	128.07	124.69	226.16	142.77	154.76	136.96	1007	1920.41	112
113	CHAVAN KUNAL MOTIRAM	Odisha	122.94	131.67	208.98	162.39	162.93	151.94	978	1918.85	113
114	AJAY JAIN	Uttar Pradesh	126.41	124.30	203.88	149.66	147.82	125.02	1041	1918.09	114
115	SUTHAN ABDULLAH	Uttar Pradesh	126.87	132.34	204.51	166.43	158.64	151.21	978	1918.00	115
116	KOLLABATHULA KARTHIK	Andhra Pradesh	131.77	128.22	236.14	157.65	168.88	140.14	951	1913.80	116
117	SANDIP KUMAR	Kerala	130.91	128.09	220.80	163.44	169.09	150.82	950	1913.15	117
118	MUKUND KR	Kerala	131.44	121.37	213.39	134.12	159.95	142.00	1010	1912.27	118

Rakhi

(Ram Lakhan)

Under Secretary to Govt. of India

Sl.No	Name of Officer Trainee	Cadre	FC Written	FC Assessment	Phase-I written	Phase-I Assessment	Phase-II District Training	Phase-II Assessment	UPSC Marks	Total	Final Rank
	Maximum Marks		150	172.5	300	200	200	177.5	2025	3225	
119	HARSHIT KUMAR	Haryana	126.98	124.10	223.54	161.85	151.02	136.98	987	1911.47	119
120	YOGESH SHIVKUMAR KAPASE	Gujarat	126.81	123.27	217.01	168.42	158.66	143.11	974	1911.28	120
121	NAVNEET SEHARA	Uttar Pradesh	136.04	122.92	218.40	162.70	157.89	153.79	958	1909.74	121
122	ASISH DAS	Manipur	117.38	122.05	220.18	162.33	168.88	149.16	969	1908.98	122
123	AJAY KUMAR GAUTAM	Uttar Pradesh	132.41	133.01	225.54	164.70	150.62	149.62	953	1908.90	123
124	PANKAJ	Haryana	133.11	118.99	220.28	144.36	140.32	140.44	1010	1907.50	124
125	PARIKSHIT KHATANA	Uttar Pradesh	128.35	125.39	221.58	159.41	153.91	135.85	982	1906.49	125
126	PRADEEP SINGH	Bihar	115.22	118.31	215.06	138.25	178.07	116.94	1024	1905.85	126
127	SARJANA YADAV	AGMUT	124.18	119.70	211.89	153.86	167.60	138.57	990	1905.80	127
128	MOHD SHAFIQ	Kerala	133.11	123.62	228.30	157.20	153.06	139.05	969	1903.34	128
129	MANJEET KUMAR YADAV	West Bengal	128.94	124.57	222.52	151.89	163.71	136.28	975	1902.91	129
130	RAHUL MODI	Tripura	129.04	122.70	226.41	157.47	167.19	146.31	952	1901.12	130
131	SIVA GOPAL REDDY CHEEMALA	AGMUT	121.68	125.74	204.20	155.90	166.52	153.59	973	1900.63	131
132	KULADEEP JANGAM	Maharashtra	129.64	119.30	223.24	140.21	161.97	136.20	989	1899.56	132
133	AOJASVI RAJ	Uttar Pradesh	126.74	128.07	224.89	143.61	154.93	143.76	976	1898.00	133
134	ABHISHEK KUMAR GARG	Himachal Pradesh	132.04	123.75	234.14	153.30	168.77	137.94	948	1897.94	134
135	ANJALI RAMESH	Madhya Pradesh	129.24	131.05	226.43	151.65	159.27	157.64	942	1897.28	135
136	RISHI ANAND	Karnataka	125.54	123.04	214.13	140.30	163.36	142.72	988	1897.09	136
137	DIVESH SHASHNI	Uttarakhand	125.44	125.93	231.06	157.44	169.83	148.34	939	1897.04	137
138	VISHNU DAS	West Bengal	126.07	126.58	220.02	159.36	158.83	137.98	968	1896.84	138
139	GAURAV KUMAR	Tamil Nadu	121.64	128.56	233.91	157.57	163.15	146.75	945	1896.58	139
140	SOHAN LAL	Rajasthan	132.91	124.38	237.38	155.67	153.51	110.76	979	1893.61	140
141	ASHWINI TANAJI WAKADE	Telangana	126.77	124.13	207.43	146.15	166.36	143.67	979	1893.51	141
142	VISHAL KUMAR	Uttar Pradesh	129.57	127.27	220.42	161.27	142.98	141.80	969	1892.31	142
143	HEMA NAYAK	Assam-Meghalaya	126.64	127.90	215.72	161.26	140.61	142.85	977	1891.98	143
144	SUFIYAN AHMED	Kerala	112.42	131.56	225.73	134.74	172.05	147.27	968	1891.77	144
145	SHINDE AVINASH SANJEEVAN	Karnataka	128.61	123.55	208.29	152.91	154.61	146.69	977	1891.66	145
146	GITTE MADHAV VITTHALRAO	Karnataka	122.79	136.30	190.52	157.65	165.54	140.04	978	1890.84	146
147	ABHINAV KUMAR SINGH	Assam-Meghalaya	119.55	128.41	238.08	145.27	161.05	131.06	967	1890.42	147
148	KOUSHIK H R	Tamil Nadu	121.48	129.82	219.20	146.30	166.56	144.96	961	1889.32	148

Ram Lakhan

(Ram Lakhan)

Under Secretary to Govt. of India

Sl.No	Name of Officer Trainee	Cadre	FC Written	FC Assessment	Phase-I written	Phase-I Assessment	Phase-II District Training	Phase-II Assessment	UPSC Marks	Total	Final Rank
	Maximum Marks		150	172.5	300	200	200	177.5	2025	3225	
149	AFTAB RASOOL	Tamil Nadu	133.00	125.82	217.54	145.20	170.89	142.73	954	1889.18	149
150	AKANCHA SIKSHA KHALKHO	Chhattisgarh	128.37	125.88	218.80	150.01	170.82	148.69	946	1888.57	150
151	SUMIT RAJESH MAHAJAN	Uttar Pradesh	126.41	124.82	202.35	156.78	151.04	148.72	978	1888.12	151
152	KUMAR VIVEK NISHANT	Bihar	115.03	116.59	234.97	157.84	159.13	145.66	955	1884.22	152
153	VIVEK KV	Madhya Pradesh	129.04	134.99	228.15	133.16	152.41	136.06	968	1881.81	153
154	HEMANTH N	Karnataka	130.37	127.75	230.93	150.43	157.34	143.51	941	1881.33	154
155	NONGJAI MOHD ALI AKRAM SHAH	Karnataka	126.68	118.73	215.78	142.85	159.00	137.21	981	1881.25	155
156	SURUCHI SINGH	Chhattisgarh	129.85	119.42	232.61	136.86	166.49	144.14	951	1880.37	156
157	UTKARSH SINGH	West Bengal	125.11	125.92	210.08	146.45	158.14	136.13	975	1876.83	157
158	TEJA DEEPAK VANDAVASI	West Bengal	119.07	122.67	202.24	162.00	147.64	150.47	971	1875.09	158
159	AZHARUDDIN ZAHIRUDDIN QUAZI	AGMUT	112.44	121.69	213.36	141.65	167.09	147.14	967	1870.37	159
160	PRATIBHA SINGH	Telangana	120.14	114.83	208.36	157.72	164.04	144.88	960	1869.97	160
161	REENA HANSDAK	Jharkhand	122.70	123.50	226.57	146.50	158.41	140.41	951	1869.09	161
162	ABHISHEKGOWDA MJ	Assam-Meghalaya	120.55	132.62	196.50	159.19	151.80	136.59	971	1868.25	162
163	GURSIMAR SINGH	Himachal Pradesh	121.81	127.38	220.17	161.03	153.41	140.56	940	1864.36	163
164	PRAFUL DESAI	Telangana	131.74	122.27	206.82	154.78	167.11	141.34	937	1861.06	164
165	PAWAN KUMAR MEENA	Uttar Pradesh	130.44	122.10	209.90	154.85	149.52	133.31	955	1855.12	165
166	BANOTH MRUGENDER LAL	Tamil Nadu	125.98	129.01	217.93	148.09	151.31	138.20	941	1851.52	166
167	MRIDUL SINGH	Rajasthan	125.35	126.84	190.91	159.79	153.52	137.16	956	1849.57	167
168	VIVEK HB	Tripura	120.77	115.39	224.08	149.40	144.97	138.78	950	1843.39	168
169	SHOBIKA S S	Andhra Pradesh	116.44	120.65	209.94	149.75	152.80	143.51	941	1834.09	169
170	SEDHU MADHAVAN S	Andhra Pradesh	114.53	122.15	193.49	152.92	156.53	142.77	951	1833.39	170
171	MD SHABBIR ALAM	Tamil Nadu	113.11	130.63	193.95	136.36	161.98	134.66	955	1825.69	171
172	SHWETA NAGARKOTI	Kerala	121.48	122.36	188.89	142.64	147.62	136.05	954	1813.04	172
173	SHRIKANT KUNDALIK KHANDEKAR	Bihar	117.81	126.28	193.23	156.05	152.62	81.10	976	1803.09	173
174	PRASHANT BADAL NEGI	Tripura	118.98	118.62	190.33	130.98	142.32	134.38	957	1792.61	174
175	HARJINDER SINGH	Punjab	109.79	133.49	203.35	154.81	160.06	139.93	842	1743.43	175
176	BIBHUTI BHUSAN NAYAK	Odisha	77.70	112.31	196.28	149.90	156.64	148.68	744	1585.51	176



(Ram Lakhan)

Sl.No	Name of Officer Trainee	Cadre	FC Written	FC Assessment	Phase-I written	Phase-I Assessment	Phase-II District Training	Phase-II Assessment	UPSC Marks	Total	Final Rank
	Maximum Marks		150	172.5	300	200	200	177.5	2025	3225	
177	HEMANT RAMESH NANDANWAR	Chhattisgarh	116.81	116.95	192.14	146.21	158.93	126.29	723	1580.33	177

Government of India
Ministry of Personnel, Public Grievances & Pensions
Department of Personnel & Training
Final Marks and All India Inter-Se-Seniority of IAS Probationers of 2020 Batch (Provisional)
According to Cadre-wise Merit List


Statement 'B'

Sl.No	Name of Officer Trainee	Cadre	FC Written Total	FC Assessment	Phase-I written	Phase-I Assessment	Phase-II District Training	Phase-II Assessment	UPSC Marks	Total	Final Rank
	Maximum Marks		150	172.5	300	200	200	177.5	2025	3225	
1	JATIN KISHORE	AGMUT	140.17	140.99	253.62	175.78	184.14	159.90	1063	2117.60	1
2	VISHAKHA YADAV	AGMUT	129.09	134.50	214.18	157.71	162.63	149.46	1046	1993.57	2
3	YASHASWINI B	AGMUT	126.11	139.96	228.27	167.57	173.00	153.95	1004	1992.86	3
4	NAVNEET MANN	AGMUT	132.50	134.26	233.52	155.24	174.30	140.54	1020	1990.36	4
5	NAMGYAL ANGMO	AGMUT	131.27	141.47	231.64	160.90	178.22	158.46	966	1967.96	5
6	SHISHIR GUPTA	AGMUT	131.54	127.02	223.18	154.68	165.10	134.10	1013	1948.62	6
7	PRIYANK KISHORE	AGMUT	128.31	124.96	222.87	153.76	165.19	145.25	1007	1947.34	7
8	EGNA CLEETUS	AGMUT	118.03	126.79	220.38	162.72	165.63	155.24	976	1924.79	8
9	GIRI SANKAR R	AGMUT	132.44	124.44	234.08	165.02	159.80	129.70	976	1921.48	9
10	SARJANA YADAV	AGMUT	124.18	119.70	211.89	153.86	167.60	138.57	990	1905.80	10
11	SIVA GOPAL REDDY CHEEMALA	AGMUT	121.68	125.74	204.20	155.90	166.52	153.59	973	1900.63	11
12	AZHARUDDIN ZAHIRUDDIN QUAZI	AGMUT	112.44	121.69	213.36	141.65	167.09	147.14	967	1870.37	12
13	GEETANJALI SHARMA	Andhra Pradesh	126.31	141.19	232.22	164.93	175.29	151.25	1021	2012.19	1
14	SHUBHAM BANSAL	Andhra Pradesh	132.57	129.88	234.81	153.63	184.40	153.93	1016	2005.22	2
15	SURYATEJA MALLAVARAPU	Andhra Pradesh	126.11	121.56	225.96	168.16	171.15	149.46	1003	1965.40	3
16	NOORUL QUAMER	Andhra Pradesh	135.24	125.34	220.53	166.78	182.8	154.07	974	1958.76	4
17	TATIMAKULA RAHUL KUMAR REDDY	Andhra Pradesh	128.61	129.73	201.49	172.61	168.88	162.02	992	1955.34	5
18	ABHISHEK KUMAR	Andhra Pradesh	128.35	136.90	228.40	159.70	171.85	146.69	969	1940.89	6
19	ADITI SINGH	Andhra Pradesh	126.87	116.05	235.43	171.33	174.69	147.95	954	1926.32	7
20	FARMAN AHMAD KHAN	Andhra Pradesh	110.66	139.74	229.95	148.40	170.57	151.55	973	1923.87	8
21	KOLLABATHULA KARTHIK	Andhra Pradesh	131.77	128.22	236.14	157.65	168.88	140.14	951	1913.80	9
22	SHOBICA S S	Andhra Pradesh	116.44	120.65	209.94	149.75	152.80	143.51	941	1834.09	10
23	SEDHU MADHAVAN S	Andhra Pradesh	114.53	122.15	193.49	152.92	156.53	142.77	951	1833.39	11
24	SIMI KARAN	Assam-Meghalaya	137.57	137.11	243.65	171.01	187.02	160.06	1021	2057.42	1


(Ram Lakhan)

Under Secretary to Govt. of India

Sl.No	Name of Officer Trainee	Cadre	FC Written Total	FC Assessment	Phase-I written	Phase-I Assessment	Phase-II District Training	Phase-II Assessment	UPSC Marks	Total	Final Rank
	Maximum Marks		150	172.5	300	200	200	177.5	2025	3225	
25	ABHISHEK JAIN	Assam-Meghalaya	133.67	125.45	244.10	165.94	178.44	153.47	1025	2026.07	2
26	ARANYAK SAIKIA	Assam-Meghalaya	137.50	142.31	254.62	164.01	164.91	137.29	1009	2009.64	3
27	PREETI KUMARI	Assam-Meghalaya	131.00	135.20	241.98	168.62	174.80	155.19	973	1979.79	4
28	AYUSHI JAIN	Assam-Meghalaya	129.87	132.58	220.47	149.80	160.97	142.90	1016	1952.59	5
29	HEMA NAYAK	Assam-Meghalaya	126.64	127.90	215.72	161.26	140.61	142.85	977	1891.98	6
30	ABHINAV KUMAR SINGH	Assam-Meghalaya	119.55	128.41	238.08	145.27	161.05	131.06	967	1890.42	7
31	ABHISHEKGOWDA MJ	Assam-Meghalaya	120.55	132.62	196.50	159.19	151.80	136.59	971	1868.25	8
32	SHRESTHA ANUPAM	Bihar	125.24	140.62	233.73	154.54	165.40	148.62	1032	2000.15	1
33	ABHISHEK PALASIA	Bihar	139.00	127.61	240.66	165.98	170.14	140.33	952	1935.72	2
34	ANUPAMA SINGH	Bihar	125.59	127.35	218.32	154.43	164.47	136.66	999	1925.82	3
35	CHANDRIMA ATTRI	Bihar	126.81	124.66	227.57	156.27	155.68	130.95	1003	1924.94	4
36	PRADEEP SINGH	Bihar	115.22	118.31	215.06	138.25	178.07	116.94	1024	1905.85	5
37	KUMAR VIVEK NISHANT	Bihar	115.03	116.59	234.97	157.84	159.13	145.66	955	1884.22	6
38	SHRIKANT KUNDALIK KHANDEKAR	Bihar	117.81	126.28	193.23	156.05	152.62	81.10	976	1803.09	7
39	KUMAR BISWARANJAN	Chhattisgarh	135.24	142.65	239.29	159.36	177.72	152.88	982	1989.14	1
40	ABHISHEK KUMAR	Chhattisgarh	136.87	124.72	231.05	168.57	174.05	147.45	1003	1985.71	2
41	ROMA SRIVASTAVA	Chhattisgarh	127.07	129.48	220.49	154.80	158.44	145.00	1004	1939.28	3
42	PRATIK JAIN	Chhattisgarh	128.41	122.26	234.88	166.56	175.09	144.75	963	1934.95	4
43	AKANCHA SIKSHA KHALKHO	Chhattisgarh	128.37	125.88	218.80	150.01	170.82	148.69	946	1888.57	5
44	SURUCHI SINGH	Chhattisgarh	129.85	119.42	232.61	136.86	166.49	144.14	951	1880.37	6
45	HEMANT RAMESH NANDANWAR	Chhattisgarh	116.81	116.95	192.14	146.21	158.93	126.29	723	1580.33	7
46	KANCHAN	Gujarat	128.77	121.40	243.29	162.32	165.95	140.00	1019	1980.73	1
47	RUCHI BINDAL	Gujarat	127.27	133.27	222.78	151.04	178.23	141.13	1017	1970.72	2
48	YUVRAJ SEDDHARTH	Gujarat	126.11	137.50	223.86	160.46	157.52	143.01	1014	1962.46	3
49	ADHARSH RAJEENDRAN	Gujarat	127.64	126.43	227.65	168.09	180.35	152.17	955	1937.33	4
50	DEVAHUTI	Gujarat	126.64	127.44	225.73	157.62	160.13	157.57	982	1937.13	5
51	JAYANT KISHOR MANKALE	Gujarat	125.18	119.07	224.36	166.75	165.17	140.08	988	1928.61	6
52	NATISHA MATHUR	Gujarat	132.57	124.04	213.83	149.11	154.20	131.34	1018	1923.09	7
53	YOGESH SHIVKUMAR KAPASE	Gujarat	126.81	123.27	217.01	168.42	158.66	143.11	974	1911.28	8
54	PRADEEP SINGH	Haryana	131.94	141.90	234.55	171.63	174.88	156.47	1072	2083.37	1
55	DEEPAK BABULAL KARWA	Haryana	126.27	141.58	214.43	160.18	166.17	143.10	1014	1965.73	2
56	JAYASHARADHA C	Haryana	131.74	129.95	214.67	157.34	160.44	148.25	1009	1951.39	3


(Ram Lakhan)

Under Secretary to Govt. of India

Sl.No	Name of Officer Trainee	Cadre	FC Written Total	FC Assessment	Phase-I written	Phase-I Assessment	Phase-II District Training	Phase-II Assessment	UPSC Marks	Total	Final Rank
	Maximum Marks		150	172.5	300	200	200	177.5	2025	3225	
57	HARSHIT KUMAR	Haryana	126.98	124.10	223.54	161.85	151.02	136.98	987	1911.47	4
58	PANKAJ O	Haryana	133.11	118.99	220.28	144.36	140.32	140.44	1010	1907.50	5
59	DIVYANSHU SINGAL	Himachal Pradesh	132.54	124.95	241.73	164.72	172.28	153.67	1008	1997.89	1
60	OM KANT THAKUR	Himachal Pradesh	132.07	139.67	218.48	151.55	156.60	146.30	1012	1956.67	2
61	ABHISHEK KUMAR GARG	Himachal Pradesh	132.04	123.75	234.14	153.30	168.77	137.94	948	1897.94	3
62	GURSIMAR SINGH	Himachal Pradesh	121.81	127.38	220.17	161.03	153.41	140.56	940	1864.36	4
63	RAVI JAIN	Jharkhand	132.81	130.73	210.40	162.50	167.94	141.47	1043	1988.85	1
64	DIPANKAR CHOUDHARY	Jharkhand	128.81	127.16	230.68	160.44	175.02	149.13	1016	1987.24	2
65	AASHISH AGARWAL	Jharkhand	136.50	143.35	239.62	167.63	180.00	145.77	955	1967.87	3
66	ANIKET SACHAN	Jharkhand	127.94	139.83	237.30	156.31	155.74	144.52	969	1930.64	4
67	PIYUSH SINHA	Jharkhand	131.57	126.07	229.99	147.37	169.14	138.22	983	1925.36	5
68	REENA HANSDAK	Jharkhand	122.70	123.50	226.57	146.50	158.41	140.41	951	1869.09	6
69	LAVISH ORDIA	Karnataka	128.14	130.09	241.19	160.49	174.43	136.71	1032	2003.05	1
70	ANMOL JAIN	Karnataka	121.98	127.59	226.17	151.88	169.01	132.35	1039	1967.98	2
71	KEERTHANA H S	Karnataka	124.68	116.98	220.51	166.69	170.55	142.36	984	1925.77	3
72	RISHI ANAND	Karnataka	125.54	123.04	214.13	140.30	163.36	142.72	988	1897.09	4
73	SHINDE AVINASH SANJEEVAN	Karnataka	128.61	123.55	208.29	152.91	154.61	146.69	977	1891.66	5
74	GITTE MADHAV VITTHALRAO	Karnataka	122.79	136.30	190.52	157.65	165.54	140.04	978	1890.84	6
75	HEMANTH N	Karnataka	130.37	127.75	230.93	150.43	157.34	143.51	941	1881.33	7
76	NONGJAI MOHD ALI AKRAM SHAH	Karnataka	126.68	118.73	215.78	142.85	159.00	137.21	981	1881.25	8
77	ARUN S NAIR	Kerala	135.74	144.39	237.50	172.10	189.51	156.33	1010	2045.57	1
78	SAFNA NAZARUDEEN	Kerala	125.91	125.64	212.56	156.31	177.69	154.73	1015	1967.84	2
79	ASWATHY SRINIVAS	Kerala	122.98	129.08	201.98	150.23	171.51	150.86	1017	1943.64	3
80	SACHIN KUMAR YADAV	Kerala	126.94	127.24	233.59	153.57	169.16	144.17	969	1923.67	4
81	SANDIP KUMAR	Kerala	130.91	128.09	220.80	163.44	169.09	150.82	950	1913.15	5
82	MUKUND KR	Kerala	131.44	121.37	213.39	134.12	159.95	142.00	1010	1912.27	6
83	MOHD SHAFIQ	Kerala	133.11	123.62	228.30	157.20	153.06	139.05	969	1903.34	7
84	SUFIYAN AHMED	Kerala	112.42	131.56	225.73	134.74	172.05	147.27	968	1891.77	8
85	SHWETA NAGARKOTI	Kerala	121.48	122.36	188.89	142.64	147.62	136.05	954	1813.04	9
86	HIMANSHU JAIN	Madhya Pradesh	135.14	116.67	220.58	157.31	162.49	137.02	1051	1980.21	1
87	ABHISHEK SARAF	Madhya Pradesh	131.41	127.23	206.14	147.02	167.33	152.35	1045	1976.48	2
88	ANIL KUMAR RATHORE	Madhya Pradesh	133.33	130.98	225.30	143.40	163.35	155.29	1002	1953.65	3



(Ram Lakhan)

Under Secretary to Govt. of India

Sl.No	Name of Officer Trainee	Cadre	FC Written Total	FC Assessment	Phase-I written	Phase-I Assessment	Phase-II District Training	Phase-II Assessment	UPSC Marks	Total	Final Rank
	Maximum Marks		150	172.5	300	200	200	177.5	2025	3225	
89	PRAKHAR SINGH	Madhya Pradesh	133.54	128.55	221.18	157.86	171.79	156.22	975	1944.14	4
90	AGRIM KUMAR	Madhya Pradesh	133.20	124.30	234.74	153.74	179.84	149.62	965	1940.44	5
91	ANSHUMAN RAJ	Madhya Pradesh	132.74	125.58	222.62	150.38	162.40	138.81	994	1926.53	6
92	ANJALI RAMESH	Madhya Pradesh	129.24	131.05	226.43	151.65	159.27	157.64	942	1897.28	7
93	VIVEK KV	Madhya Pradesh	129.04	134.99	228.15	133.16	152.41	136.06	968	1881.81	8
94	NEHA BHOSLE	Maharashtra	136.70	134.25	223.50	166.71	169.36	159.94	1038	2028.46	1
95	SANJITA MOHAPATRA	Maharashtra	130.74	133.8	237.26	141.75	178.86	147.96	1042	2012.37	2
96	MANDAR JAYANTRAO PATKI	Maharashtra	127.54	127.15	219.00	161.79	180.25	157.44	1028	2001.17	3
97	KARTHIKEYAN S	Maharashtra	133.87	136.40	233.62	148.99	173.69	151.24	988	1965.81	4
98	YASHNI NAGARAJAN	Maharashtra	125.85	127.98	224.07	161.48	162.76	152.61	1009	1963.75	5
99	VISHAL TEJRAO NARWADE	Maharashtra	131.77	145.68	217.98	162.92	159.07	145.27	998	1960.69	6
100	MURUGANANTHAM M	Maharashtra	124.87	133.79	221.26	157.73	166.64	153.07	991	1948.36	7
101	JITHIN RAHMAN	Maharashtra	130.2	126.48	215.39	151.42	158.96	158.19	983	1923.64	8
102	RICHARD YANTHAN	Maharashtra	123.44	121.73	212.82	156.60	168.73	149.43	989	1921.75	9
103	KULADEEP JANGAM	Maharashtra	129.64	119.30	223.24	140.21	161.97	136.20	989	1899.56	10
104	ASISH DAS	Manipur	117.38	122.05	220.18	162.33	168.88	149.16	969	1908.98	1
105	VEDBHUSHAN	Odisha	116.42	127.74	237.93	179.02	172.63	147.02	980	1960.76	1
106	KULKARNI ASHUTOSH C	Odisha	127.83	117.81	206.16	161.18	170.4	161.03	1015	1959.41	2
107	MADHUMITA	Odisha	128.7	124.73	227.72	158.15	166.57	140.41	1000	1946.28	3
108	CHAVAN KUNAL MOTIRAM	Odisha	122.94	131.67	208.98	162.39	162.93	151.94	978	1918.85	4
109	BIBHUTI BHUSAN NAYAK	Odisha	77.70	112.31	196.28	149.90	156.64	148.68	744	1585.51	5
110	CHANDRAJYOTI SINGH	Punjab	128.27	139.93	219.67	162.84	184.40	152.33	1024	2011.44	1
111	OJASVI	Punjab	133.20	133.52	239.19	168.38	181.42	146.08	969	1970.79	2
112	NIKAS KUMAR	Punjab	134.37	119.28	231.76	163.17	177.50	151.56	975	1952.64	3
113	HARJINDER SINGH	Punjab	109.79	133.49	203.35	154.81	160.06	139.93	842	1743.43	4
114	PRATIBHA VERMA	Rajasthan	134.74	133.1	241.77	168.07	184.29	157.07	1062	2081.04	1
115	DHEERAJ KUMAR SINGH	Rajasthan	133.54	129.51	231.42	164.29	166.30	157.59	1007	1989.65	2
116	GUNJAN SINGH	Rajasthan	130.61	121.27	220.32	155.54	161.77	157.12	1036	1982.63	3
117	SIDDHARTH PALANICHAMY S	Rajasthan	127.44	128.86	225.64	152.53	157.64	145.80	986	1923.91	4
118	SOHAN LAL	Rajasthan	132.91	124.38	237.38	155.67	153.51	110.76	979	1893.61	5
119	MRIDUL SINGH	Rajasthan	125.35	126.84	190.91	159.79	153.52	137.16	956	1849.57	6
120	PARI BISHNOI	Sikkim	126.91	125.68	229.89	156.24	163.21	136.17	1023	1961.10	1


(Ram Lakhan)

Sl.No	Name of Officer Trainee	Cadre	FC Written Total	FC Assessment	Phase-I written	Phase-I Assessment	Phase-II District Training	Phase-II Assessment	UPSC Marks	Total	Final Rank
	Maximum Marks		150	172.5	300	200	200	177.5	2025	3225	
121	SRUTANJAY NARAYANAN	Tamil Nadu	130.81	145.78	232.93	170.96	182.69	162.06	1003	2028.23	1
122	KATTA RAVI TEJA	Tamil Nadu	134.24	144.30	237.58	157.51	185.75	156.24	1003	2018.62	2
123	PRIYANKA S	Tamil Nadu	127.35	144.09	229.5	168.34	185.36	154.64	1005	2014.28	3
124	SARANYA R	Tamil Nadu	124.18	133.19	216.46	156.03	164.08	147.43	1018	1959.37	4
125	ISHWARYA R	Tamil Nadu	126.24	125.61	222.79	150.62	172.75	145.15	1014	1957.16	5
126	ANAMIKA RAMESH	Tamil Nadu	116.51	135.43	221.67	165.84	163.64	145.82	992	1940.91	6
127	SWETA SUMAN	Tamil Nadu	128.81	147.77	209.00	168.57	170.19	145.81	953	1923.15	7
128	GAURAV KUMAR	Tamil Nadu	121.64	128.56	233.91	157.57	163.15	146.75	945	1896.58	8
129	KOUSHIK H R	Tamil Nadu	121.48	129.82	219.20	146.30	166.56	144.96	961	1889.32	9
130	AFTAB RASOOL	Tamil Nadu	133.00	125.82	217.54	145.20	170.89	142.73	954	1889.18	10
131	BANOTH MRUGENDER LAL	Tamil Nadu	125.98	129.01	217.93	148.09	151.31	138.20	941	1851.52	11
132	MD SHABBIR ALAM	Tamil Nadu	113.11	130.63	193.95	136.36	161.98	134.66	955	1825.69	12
133	APURV CHAUHAN	Telangana	140.7	134.37	264.39	162.24	183.56	161.73	1019	2065.99	1
134	MAYANK MITTAL	Telangana	133.17	132.96	247.11	160.66	178.68	148.56	1024	2025.14	2
135	MANDA MAKARANDU	Telangana	133.77	131.88	225.68	172.91	176.40	159.97	994	1994.61	3
136	ABHISHEK AUGUSTYA	Telangana	132.07	128.72	234.32	147.52	157.18	138.69	1018	1956.50	4
137	B RAHUL	Telangana	130.27	124.50	216.27	166.88	169.19	145.28	972	1924.39	5
138	ASHWINI TANAJI WAKADE	Telangana	126.77	124.13	207.43	146.15	166.36	143.67	979	1893.51	6
139	PRATIBHA SINGH	Telangana	120.14	114.83	208.36	157.72	164.04	144.88	960	1869.97	7
140	PRAFUL DESAI	Telangana	131.74	122.27	206.82	154.78	167.11	141.34	937	1861.06	8
141	ABHISHEK KUMAR	Tripura	131.70	130.70	231.32	176.76	165.17	148.88	948	1932.53	1
142	RAHUL MODI	Tripura	129.04	122.70	226.41	157.47	167.19	146.31	952	1901.12	2
143	VIVEK HB	Tripura	120.77	115.39	224.08	149.40	144.97	138.78	950	1843.39	3
144	PRASHANT BADAL NEGI	Tripura	118.98	118.62	190.33	130.98	142.32	134.38	957	1792.61	4
145	JEYDEV C S	Uttar Pradesh	135.61	133.85	239.99	142.81	168.26	152.32	1050	2022.84	1
146	NIDHI BANSAL	Uttar Pradesh	133.37	125.86	233.78	170.70	170.12	148.94	1028	2010.77	2
147	NEHA BANDHU	Uttar Pradesh	131.74	140.51	234.53	171.04	171.31	152.14	991	1992.27	3
148	PRATYUSH PANDEY	Uttar Pradesh	131.27	130.32	235.56	149.38	168.46	138.20	1030	1983.19	4
149	NUPUR GOEL	Uttar Pradesh	134.74	118.76	232.98	144.10	154.25	143.84	1042	1970.67	5
150	ABHINAV GOPAL	Uttar Pradesh	128.37	142.16	226.54	170.22	165.55	152.34	968	1953.18	6
151	RAMYA R	Uttar Pradesh	129.64	135.55	237.53	158.34	153.47	153.89	981	1949.42	7
152	AJAY JAIN	Uttar Pradesh	126.41	124.30	203.88	149.66	147.82	125.02	1041	1918.09	8


(Ram Lakhan)

Sl.No	Name of Officer Trainee	Cadre	FC Written Total	FC Assessment	Phase-I written	Phase-I Assessment	Phase-II District Training	Phase-II Assessment	UPSC Marks	Total	Final Rank
	Maximum Marks		150	172.5	300	200	200	177.5	2025	3225	
153	SUTHAN ABDULLAH	Uttar Pradesh	126.87	132.34	204.51	166.43	158.64	151.21	978	1918.00	9
154	NAVNEET SEHARA	Uttar Pradesh	136.04	122.92	218.40	162.70	157.89	153.79	958	1909.74	10
155	AJAY KUMAR GAUTAM	Uttar Pradesh	132.41	133.01	225.54	164.70	150.62	149.62	953	1908.90	11
156	PARIKSHIT KHATANA	Uttar Pradesh	128.35	125.39	221.58	159.41	153.91	135.85	982	1906.49	12
157	AOJASVI RAJ	Uttar Pradesh	126.74	128.07	224.89	143.61	154.93	143.76	976	1898.00	13
158	VISHAL KUMAR	Uttar Pradesh	129.57	127.27	220.42	161.27	142.98	141.80	969	1892.31	14
159	SUMIT RAJESH MAHAJAN	Uttar Pradesh	126.41	124.82	202.35	156.78	151.04	148.72	978	1888.12	15
160	PAWAN KUMAR MEENA	Uttar Pradesh	130.44	122.10	209.90	154.85	149.52	133.31	955	1855.12	16
161	DEEPAK SAINI	Uttarakhand	128.57	128.64	235.58	145.24	168.06	153.85	969	1928.94	1
162	DIVESH SHASHNI	Uttarakhand	125.44	125.93	231.06	157.44	169.83	148.34	939	1897.04	2
163	NEHA BANERJEE	West Bengal	138.37	142.74	254.18	170.02	185.69	162.50	1031	2084.50	1
164	RAUNAK AGARWAL	West Bengal	137.94	144.04	239.57	179.73	184.75	154.59	1041	2081.62	2
165	AVADH SINGHAL	West Bengal	131.70	129.10	225.86	152.89	178.08	147.65	1007	1972.28	3
166	ASHISH KUMAR	West Bengal	135.14	115.80	237.59	158.87	156.56	150.82	1012	1966.78	4
167	SHUBHAM AGGARWAL	West Bengal	113.47	110.26	233.16	166.36	158.09	160.35	1025	1966.69	5
168	NAVNEET MITTAL	West Bengal	134.91	124.44	236.53	149.8	164.22	140.85	1005	1955.75	6
169	ANANYA SINGH	West Bengal	131.94	122.84	234.58	155.50	153.68	142.95	1012	1953.49	7
170	SHUBHAM KUNDAL	West Bengal	130.41	136.21	241.92	162.15	162.03	145.30	962	1940.02	8
171	SAURAV PANDEY	West Bengal	128.51	130.82	205.45	153.55	167.58	145.38	1006	1937.29	9
172	EKAM J SINGH	West Bengal	128.94	117.87	225.12	164.97	184.16	159.50	941	1921.56	10
173	PATIL YOGESH ASHOKRAO	West Bengal	128.07	124.69	226.16	142.77	154.76	136.96	1007	1920.41	11
174	MANJEET KUMAR YADAV	West Bengal	128.94	124.57	222.52	151.89	163.71	136.28	975	1902.91	12
175	VISHNU DAS	West Bengal	126.07	126.58	220.02	159.36	158.83	137.98	968	1896.84	13
176	UTKARSH SINGH	West Bengal	125.11	125.92	210.08	146.45	158.14	136.13	975	1876.83	14
177	TEJA DEEPAK VANDAVASI	West Bengal	119.07	122.67	202.24	162.00	147.64	150.47	971	1875.09	15

Note: The above list is subject to Rule 5 & 6(iii) of IAS (Regulation of Seniority), Rules, 1987 at the time of preparing Gradation list by the State Government.


(Ram Lakhan)

Under Secretary to Govt. of India